

Swisscanto

Sammelstiftung FLEX 45

Reporting as of 31/03/2025

Portfolio Details Depot-No. 000-1077.996
Asset Management Mandate
Multi Asset Classic

Reporting as of 31/03/2025
Benchmark Individual benchmark. See section 3.
Reference Currency CHF
Performance Inception Date 01/04/2013

Your Relationship Manager Rolf Nyffenegger
Your Product Specialist Severin Schütz
Your Portfolio Manager Dieter Galli
Your deputy PM Nicola Grass

1 Assets and cash flows

Date	Payments	Withdrawals	Assets
31/12/2024 – 31/01/2025	14,861,349.87	-1,400,120.38	180,824,157.88
31/01/2025 – 28/02/2025	-	-	181,306,749.62
28/02/2025 – 31/03/2025	-	-	177,756,658.40

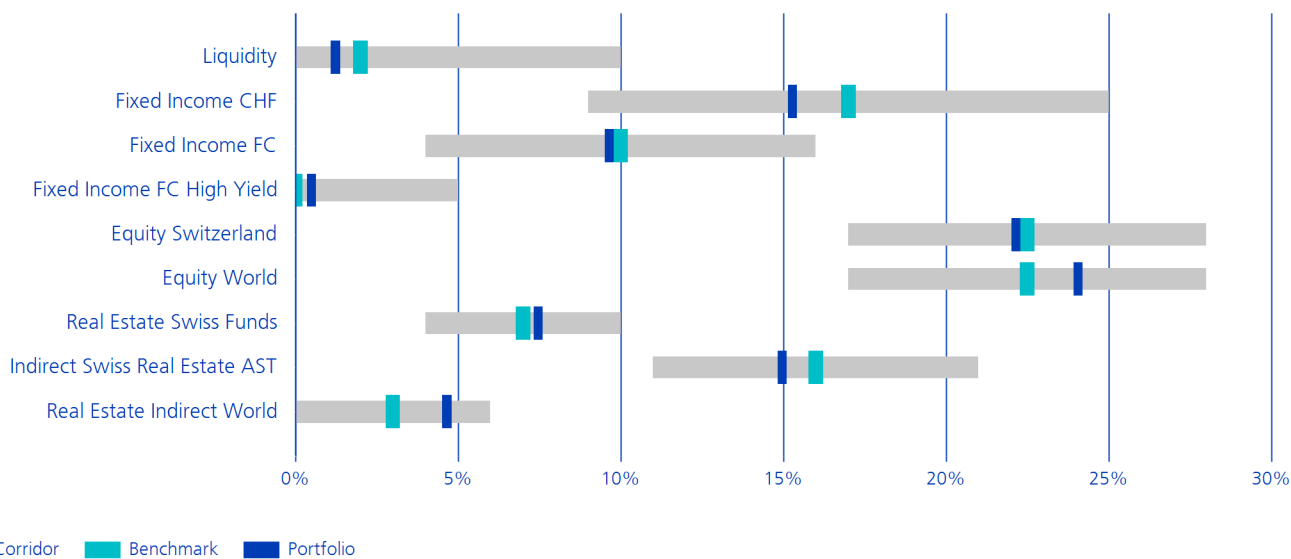
2 Balance sheet YTD

Assets as of 31/12/2024			162,923,702.57
Flows	Payments	14,861,349.87	
	Withdrawals	-1,400,120.38	13,461,229.49
Investment capital			176,384,932.06
	Fees	-12,575.67	
	Recoverable Withholding Taxes	-309,275.81	
	Gross change in assets	1,693,577.82	1,371,726.34
Assets as of 31/03/2025			177,756,658.40

3 Benchmark

Asset Class	Name	Weight
Liquidity	FTSE 1-Month Swiss Franc Eurodeposit	2.00%
Fixed Income CHF	Swiss Bond Index® AAA-BBB (TR) in CHF	17.00%
Fixed Income FC	Bloomberg Global Aggregate ex CHF Index (TR) hedged in CHF	10.00%
Fixed Income FC High Yield	Customized Global Bond High Yield Benchmark	0.00%
Equity Switzerland	Swiss Performance Index® (TR) in CHF	22.50%
Equity World	MSCI All Country World ex Switzerland Index (TR Net) in CHF	22.50%
Real Estate Swiss Funds	SXI Real Estate® Funds Broad Index (TR) in CHF	7.00%
Indirect Swiss Real Estate AST	KGAST Immobilien-Index in CHF	16.00%
Real Estate Indirect World	FTSE EPRA Nareit Developed World Index (TR Net) hedged in CHF	3.00%
Gold	LBMA Gold PM Fix Price in CHF	0.00%

4 Current Positioning and Bandwidths



	%	Range Low	Range High	Portfolio	Benchmark	Difference
Liquidity		0.00	10.00	1.24	2.00	-0.76
Fixed Income CHF		9.00	25.00	15.29	17.00	-1.71
Fixed Income FC		4.00	16.00	9.65	10.00	-0.34
Fixed Income FC High Yield		0.00	5.00	0.51	0.00	0.51
Equity Switzerland		17.00	28.00	22.15	22.50	-0.35
Equity World		17.00	28.00	24.06	22.50	1.57
Real Estate Swiss Funds		4.00	10.00	7.46	7.00	0.46
Indirect Swiss Real Estate AST		11.00	21.00	14.97	16.00	-1.03
Real Estate Indirect World		0.00	6.00	4.66	3.00	1.66

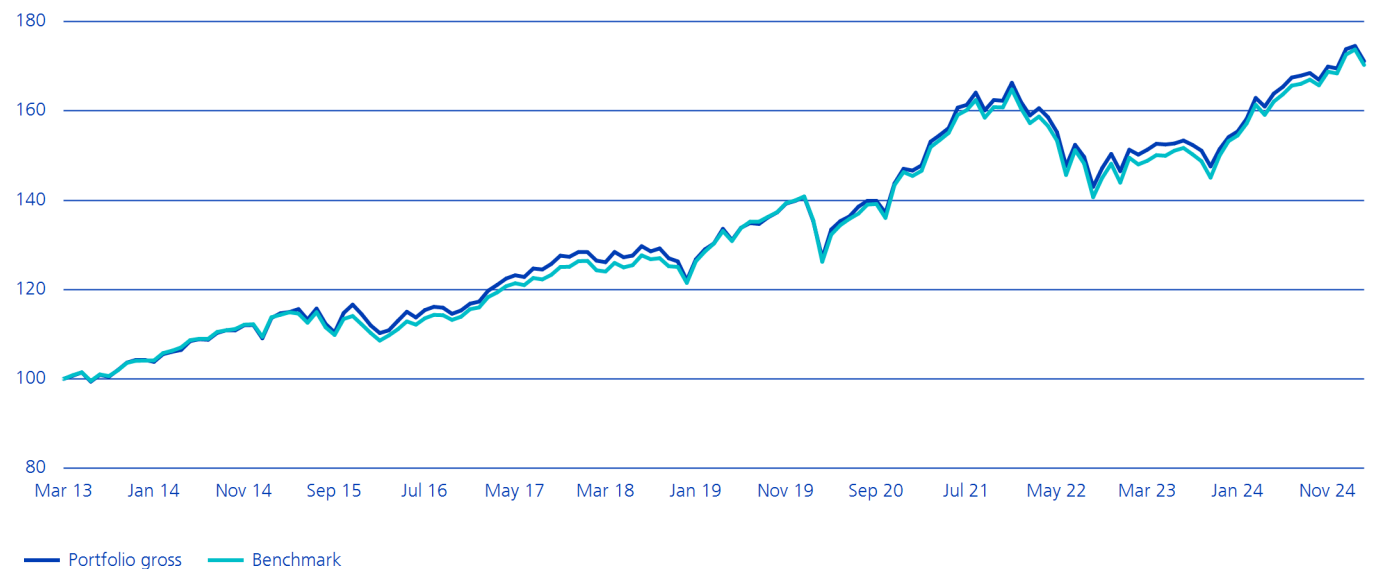
5 Performance Overview

monthly in %	Jan	Feb	Mar	Apr	May	Jun	Jul	Aug	Sep	Oct	Nov	Dec
Portfolio gross	2.55	0.41	-1.96									
Portfolio net	2.55	0.41	-1.96									
Benchmark	2.50	0.65	-1.99									
Difference (gross)	0.04	-0.24	0.03									

cumulated in %	Jan	Feb	Mar	Apr	May	Jun	Jul	Aug	Sep	Oct	Nov	Dec
Portfolio gross	2.55	2.97	0.95									
Portfolio net	2.55	2.97	0.95									
Benchmark	2.50	3.17	1.12									
Difference (gross)	0.04	-0.20	-0.17									

since inception in %	cumulated	annualized	2025	2024	2023	2022
Portfolio gross	71.17	4.58	0.95	9.98	5.21	-11.90
Portfolio net	65.54	4.29	0.95	9.85	5.09	-12.01
Benchmark	70.33	4.54	1.12	9.89	6.46	-12.65
Difference (gross)	0.84	0.04	-0.17	0.08	-1.25	0.75

Indexed in reference currency



rolling in %	last 3M	last 6M	last 12M	last 2Y	last 3Y	last 4Y	last 5Y	last 10Y
Portfolio gross	0.95	1.58	5.05	13.11	6.56	11.77	34.73	49.25
Portfolio net	0.95	1.52	4.93	12.85	6.19	11.26	33.97	45.86
Benchmark	1.12	1.97	5.52	14.43	7.28	12.11	34.93	48.96
Difference (gross)	-0.17	-0.40	-0.47	-1.32	-0.72	-0.34	-0.20	0.29

since inception in %	ann. Standard Deviation	ann. Tracking Error
Portfolio gross	6.38	0.99
Benchmark	6.46	

6 Analysis

6.1 The 10 Holdings (Portfolio Level)

	Weight
Swisscanto (CH) Bond Fund Responsible CHF NT CHF Klasse	15.01%
Swisscanto (CH) IPF I Equity Fund Systematic Responsible World Enhanced NT CHF Klasse	11.47%
Swisscanto (CH) Pension Equity Fund Responsible Switzerland NT CHF Klasse	9.67%
Swisscanto (CH) Index Equity Fund Switzerland Total Responsible NT CHF Klasse	8.92%
Swisscanto (CH) Bond Fund Responsible Global Aggregate (ex CHF) NTH1 CHF Klasse	7.49%
Swisscanto AST Immobilien Responsible Schweiz GT CHF Klasse	6.70%
Swisscanto (CH) IPF II Equity Fund Sustainable NT CHF Klasse	3.81%
Swisscanto (CH) Equity Fund Responsible Switzerland High Quality NT CHF Klasse	3.56%
Swisscanto (CH) Real Estate Fund Responsible Swiss Commercia Anteile -FA CHF-	3.50%
Swisscanto AST Avant Immobilien Responsible Ausland NT CHF Klasse	2.83%

6.2 Asset Allocation based on Currency Exposure

Weightings in %	CHF		EUR		GBP		USD		CAD		JPY		Rest		Total	
	PF	BM	PF	BM	PF	BM	PF	BM	PF	BM	PF	BM	PF	BM	PF	BM
Liquidity	0.2	2.0	0.0	0.0			0.0	0.0	0.0	0.0	1.0	0.0	0.0	0.0	1.2	2.0
Fixed Income																
Fixed Income CHF	15.3	17.0					0.0	0.0							15.3	17.0
Fixed Income FC	8.9	10.1	0.0	0.0	0.5	0.0	0.0	0.0	0.0	0.0	0.0	0.0	0.2	0.0	9.7	10.0
Fixed Income FC High Yield	0.5	0.0	0.0	0.0			-0.3	0.0					0.3	0.0	0.5	0.0
Equity																
Equity Switzerland	22.2	22.5	0.0	0.0											22.2	22.5
Equity World	1.6	0.0	1.7	1.8	0.7	0.8	14.8	15.0	0.4	0.6	0.9	1.1	3.9	3.2	24.1	22.5
Real Estate																
Real Estate Swiss Funds	7.5	7.0													7.5	7.0
Indirect Swiss Real Estate AST	15.0	16.0													15.0	16.0
Real Estate Indirect World	4.2	3.1	0.4	0.0	0.0	0.0	0.0	-0.1	0.0	0.0	0.0	0.0	0.1	0.0	4.7	3.0
Total	75.2	77.7	2.1	1.7	1.2	0.8	14.6	14.9	0.5	0.6	2.0	1.1	4.4	3.1	100.0	100.0

6.3 Performance Contribution Gross monthly

Performance Contribution Gross January

Weightings in %	Portfolio			Benchmark			Difference
	Perf.	Average Weights	Weighted Perf.	Perf.	Average Weights	Weighted Perf.	
Liquidity	0.30	4.57	0.01	0.02	2.00	0.00	0.01
Fixed Income	-0.28	22.92	-0.06	-0.38	27.00	-0.10	0.04
Fixed Income CHF	-0.61	13.24	-0.08	-0.64	17.00	-0.11	0.03
Fixed Income FC	0.17	9.67	0.02	0.06	10.00	0.01	0.01
Equity	5.65	44.54	2.52	5.83	45.00	2.62	-0.11
Equity Switzerland	8.20	22.12	1.82	8.20	22.50	1.85	-0.03
Equity World	3.12	22.41	0.70	3.46	22.50	0.78	-0.08
Real Estate	0.08	27.00	0.02	-0.07	26.00	-0.02	0.04
Indirect Swiss Real Estate	-0.08	22.46	-0.02	-0.25	23.00	-0.06	0.04
Indirect World Real Estate	0.89	4.54	0.04	1.28	3.00	0.04	0.00
Gold	8.03	0.99	0.08	7.99	0.00	0.00	0.08
Total	2.55	100.00	2.55	2.50	100.00	2.50	0.04

Attribution Outperformance

Category	Market-selection	Stockselection	Interaction	Contribution Outperformance
Liquidity	-0.06	0.01	0.01	0.01
Fixed Income	0.13	0.02	0.00	0.04
Fixed Income CHF	0.12	0.00	0.00	0.03
Fixed Income FC	0.01	0.01	0.00	0.01
Equity	-0.02	-0.08	0.00	-0.11
Equity Switzerland	-0.02	0.00	0.00	-0.03
Equity World	0.00	-0.08	0.00	-0.08
Real Estate	0.00	0.03	-0.01	0.04
Indirect Swiss Real Estate	0.01	0.04	0.00	0.04
Indirect World Real Estate	-0.02	-0.01	-0.01	0.00
Gold	0.05	0.00	0.00	0.08
Total	0.09	-0.03	0.00	0.06
			Residual	-0.02
			Outperformance	0.04

Performance Contribution Gross February

Weightings in %	Portfolio			Benchmark			Difference
	Perf.	Average Weights	Weighted Perf.	Perf.	Average Weights	Weighted Perf.	
Liquidity	0.64	3.79	0.02	0.02	2.00	0.00	0.02
Fixed Income	0.43	23.29	0.10	0.26	27.00	0.07	0.03
Fixed Income CHF	-0.11	12.95	-0.01	-0.11	17.00	-0.02	0.00
Fixed Income FC	1.10	10.34	0.11	0.89	10.00	0.09	0.02
Equity	0.15	45.60	0.07	0.56	45.00	0.25	-0.18
Equity Switzerland	2.09	22.77	0.48	2.44	22.50	0.55	-0.07
Equity World	-1.82	22.82	-0.42	-1.32	22.50	-0.30	-0.12
Real Estate	0.82	26.29	0.22	1.26	26.00	0.33	-0.11
Indirect Swiss Real Estate	0.80	21.84	0.17	1.22	23.00	0.28	-0.11
Indirect World Real Estate	0.94	4.45	0.04	1.58	3.00	0.05	-0.01
Gold	0.16	1.04	0.00	0.16	0.00	0.00	0.00
Total	0.41	100.00	0.41	0.65	100.00	0.65	-0.24

Attribution Outperformance

Category	Market-selection	Stockselection	Interaction	Contribution Outperformance
Liquidity	-0.01	0.01	0.01	0.02
Fixed Income	0.03	0.02	0.00	0.03
Fixed Income CHF	0.03	0.00	0.00	0.00
Fixed Income FC	0.00	0.02	0.00	0.02
Equity	0.00	-0.19	0.00	-0.18
Equity Switzerland	0.00	-0.08	0.00	-0.07
Equity World	-0.01	-0.11	0.00	-0.12
Real Estate	0.01	-0.12	0.00	-0.11
Indirect Swiss Real Estate	-0.01	-0.10	0.00	-0.11
Indirect World Real Estate	0.01	-0.02	-0.01	-0.01
Gold	-0.01	0.00	0.00	0.00
Total	0.02	-0.27	0.00	-0.24
			Residual	0.00
			Outperformance	-0.24

Performance Contribution Gross March

Weightings in %	Portfolio			Benchmark			Difference
	Perf.	Average Weights	Weighted Perf.	Perf.	Average Weights	Weighted Perf.	
Liquidity	-0.48	3.03	-0.01	0.02	2.00	0.00	-0.02
Fixed Income	-0.84	22.98	-0.19	-0.67	27.00	-0.18	-0.01
Fixed Income CHF	-0.75	12.87	-0.10	-0.63	17.00	-0.11	0.01
Fixed Income FC	-0.94	10.12	-0.10	-0.74	10.00	-0.07	-0.02
Equity	-3.89	46.70	-1.82	-3.96	45.00	-1.78	-0.03
Equity Switzerland	-2.11	22.45	-0.47	-2.04	22.50	-0.46	-0.02
Equity World	-5.62	24.25	-1.36	-5.89	22.50	-1.33	-0.04
Real Estate	-0.01	26.36	0.00	-0.08	26.00	-0.02	0.02
Indirect Swiss Real Estate	0.22	21.89	0.05	0.31	23.00	0.07	-0.02
Indirect World Real Estate	-1.12	4.48	-0.05	-3.07	3.00	-0.09	0.04
Gold	5.78	0.93	0.05	7.77	0.00	0.00	0.05
Total	-1.96	100.00	-1.96	-1.99	100.00	-1.99	0.03

Attribution Outperformance

Category	Market-selection	Stockselection	Interaction	Contribution Outperformance
Liquidity	0.02	-0.01	-0.01	-0.02
Fixed Income	-0.05	-0.04	0.00	-0.01
Fixed Income CHF	-0.06	-0.02	0.00	0.01
Fixed Income FC	0.00	-0.02	0.00	-0.02
Equity	-0.07	0.04	0.00	-0.03
Equity Switzerland	0.00	-0.02	0.00	-0.02
Equity World	-0.07	0.06	0.00	-0.04
Real Estate	-0.04	0.04	0.03	0.02
Indirect Swiss Real Estate	-0.03	-0.02	0.00	-0.02
Indirect World Real Estate	-0.02	0.06	0.03	0.04
Gold	0.09	0.00	-0.02	0.05
Total	-0.05	0.03	0.02	0.01
			Residual	0.01
			Outperformance	0.03

6.4 Performance Contribution Gross YTD

Performance Contribution Gross

Weightings in %	Portfolio			Benchmark			Difference
	Perf.	Average Weights	Weighted Perf.	Perf.	Average Weights	Weighted Perf.	
Liquidity	0.45	3.79	0.02	0.06	2.00	0.00	0.02
Fixed Income	-0.69	23.06	-0.16	-0.79	27.00	-0.22	0.06
Fixed Income CHF	-1.47	13.02	-0.20	-1.38	17.00	-0.24	0.04
Fixed Income FC	0.31	10.03	0.03	0.21	10.00	0.02	0.01
Equity	1.69	45.61	0.72	2.21	45.00	1.04	-0.33
Equity Switzerland	8.14	22.44	1.82	8.58	22.50	1.94	-0.12
Equity World	-4.44	23.17	-1.13	-3.92	22.50	-0.89	-0.24
Real Estate	0.90	26.56	0.24	1.11	26.00	0.30	-0.05
Indirect Swiss Real Estate	0.94	22.07	0.21	1.28	23.00	0.30	-0.09
Indirect World Real Estate	0.70	4.49	0.03	-0.28	3.00	-0.01	0.04
Gold	14.45	0.98	0.14	16.56	0.00	0.00	0.14
Total	0.95	100.00	0.95	1.12	100.00	1.12	-0.17

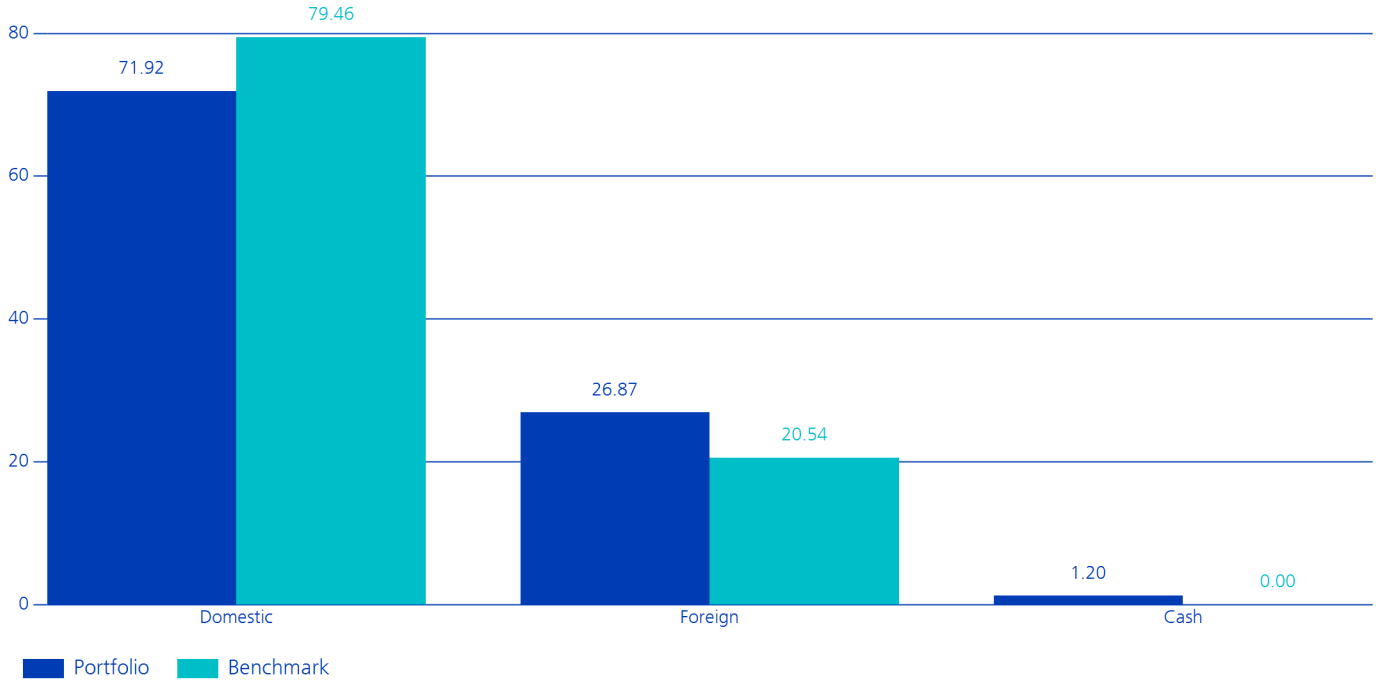
Attribution Outperformance

Category	Market-selection	Stockselection	Interaction	Contribution Outperformance
Liquidity	-0.05	0.01	0.01	0.02
Fixed Income	0.10	-0.01	0.00	0.06
Fixed Income CHF	0.09	-0.02	0.00	0.04
Fixed Income FC	0.01	0.01	0.00	0.01
Equity	-0.09	-0.22	0.00	-0.33
Equity Switzerland	-0.02	-0.10	0.00	-0.12
Equity World	-0.08	-0.13	0.00	-0.24
Real Estate	-0.04	-0.05	0.02	-0.05
Indirect Swiss Real Estate	-0.02	-0.08	0.01	-0.09
Indirect World Real Estate	-0.02	0.03	0.01	0.04
Gold	0.14	0.00	-0.02	0.13
Total	0.05	-0.27	0.02	-0.16
			Residual	0.00
			Outperformance	-0.17

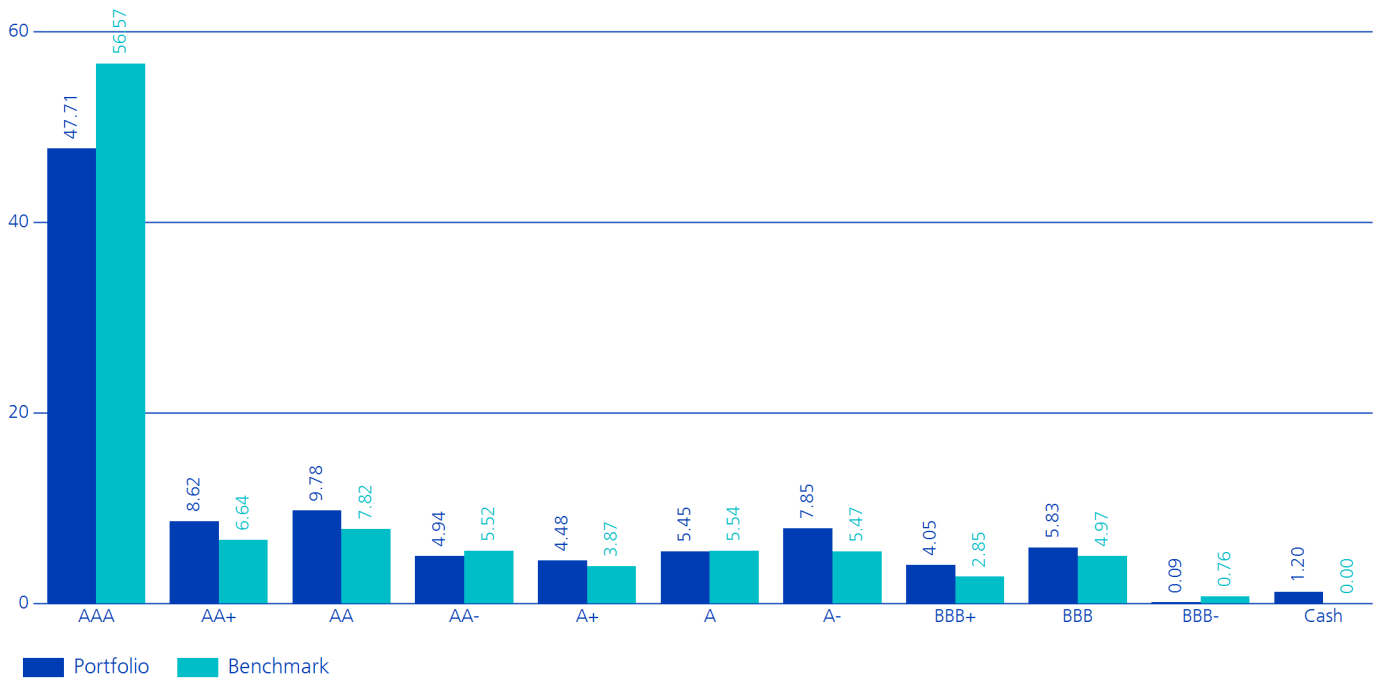
7 Asset Class Specific Analysis

7.1 Fixed Income CHF

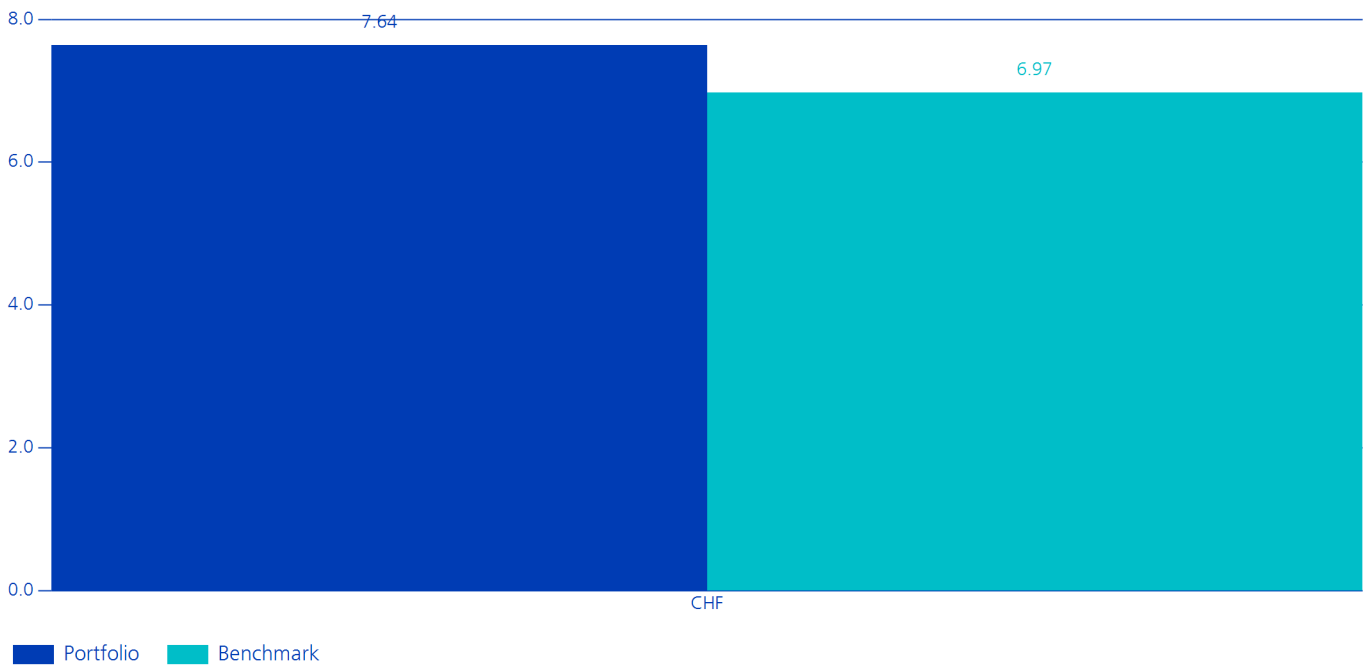
7.1.1 Domestic / Foreign in %



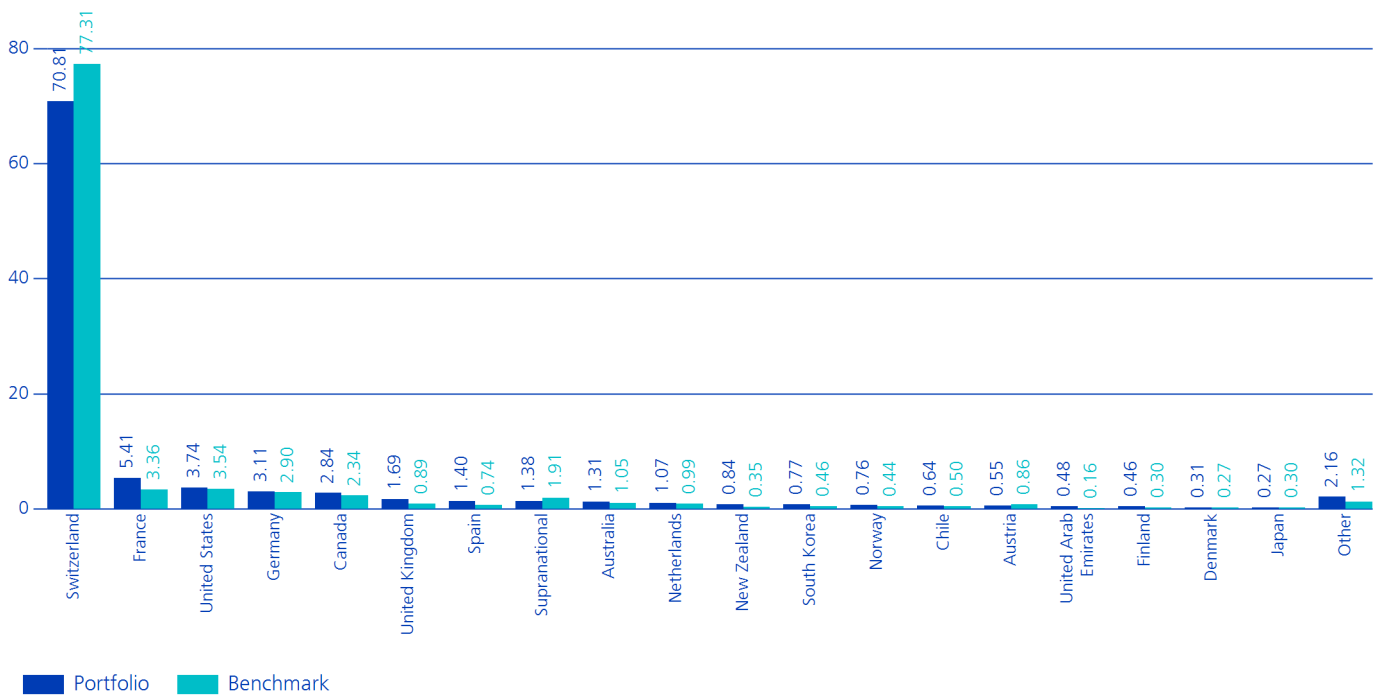
7.1.2 Rating Breakdown in %



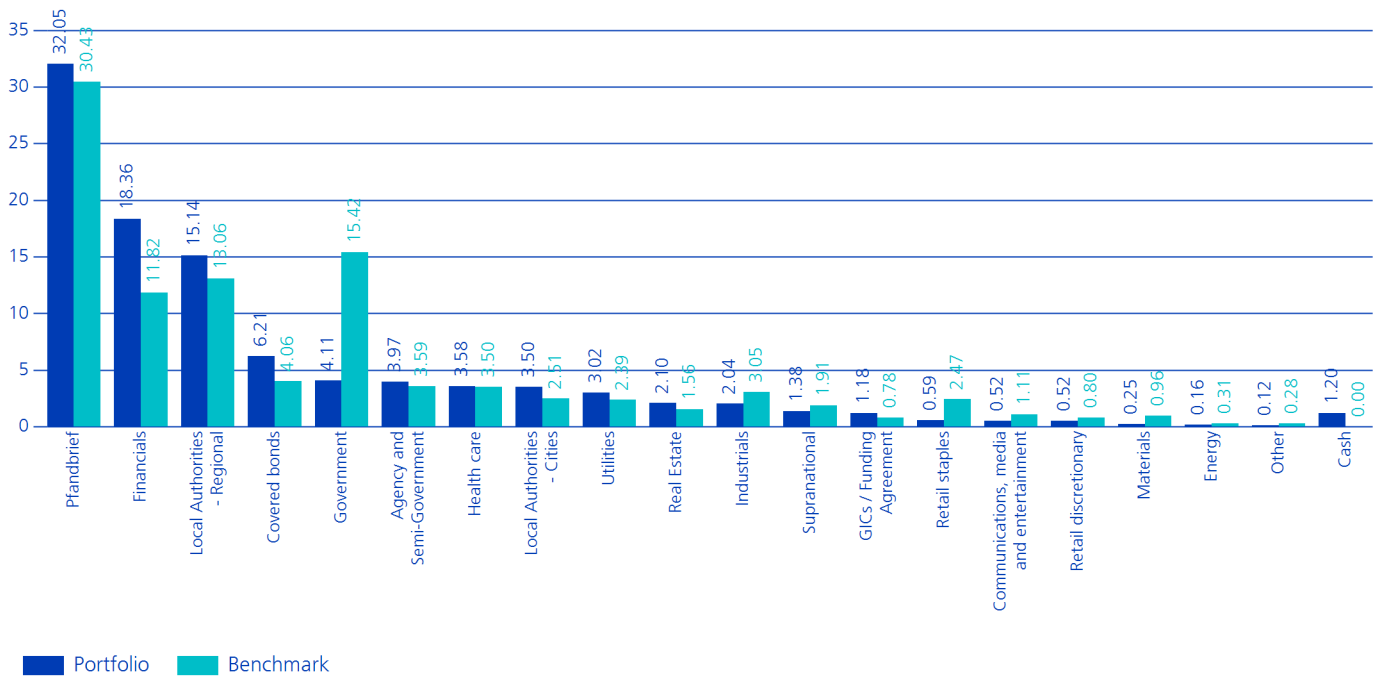
7.1.3 Modified Duration



7.1.4 Country Breakdown (Country of risk) in %

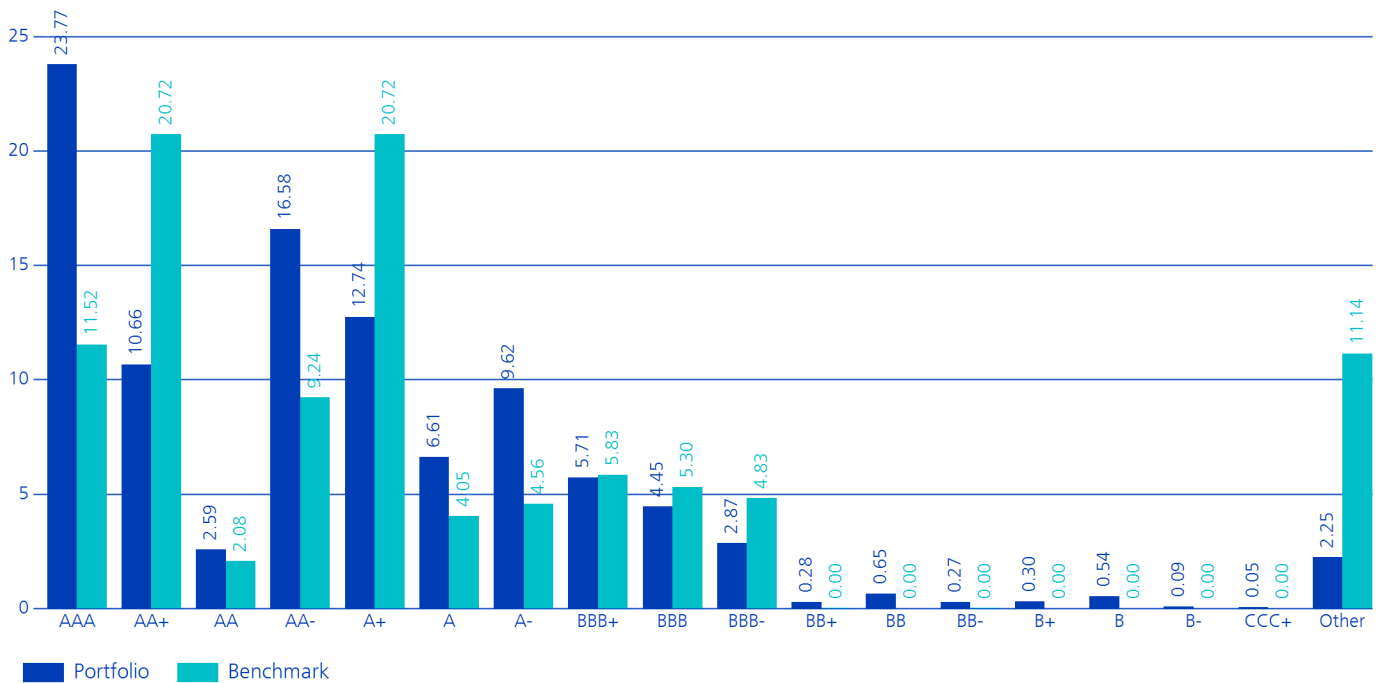


7.1.5 SBI Sector Level 3 in %

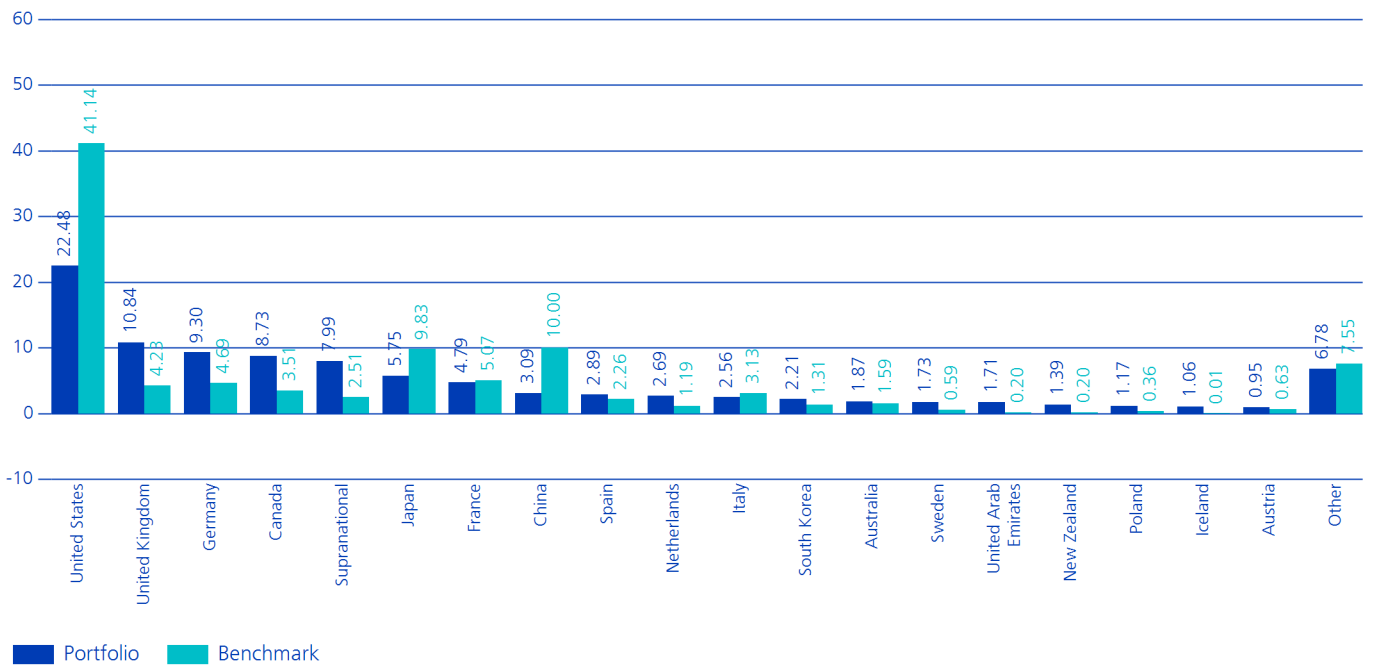


7.2 Fixed Income FW Hedged

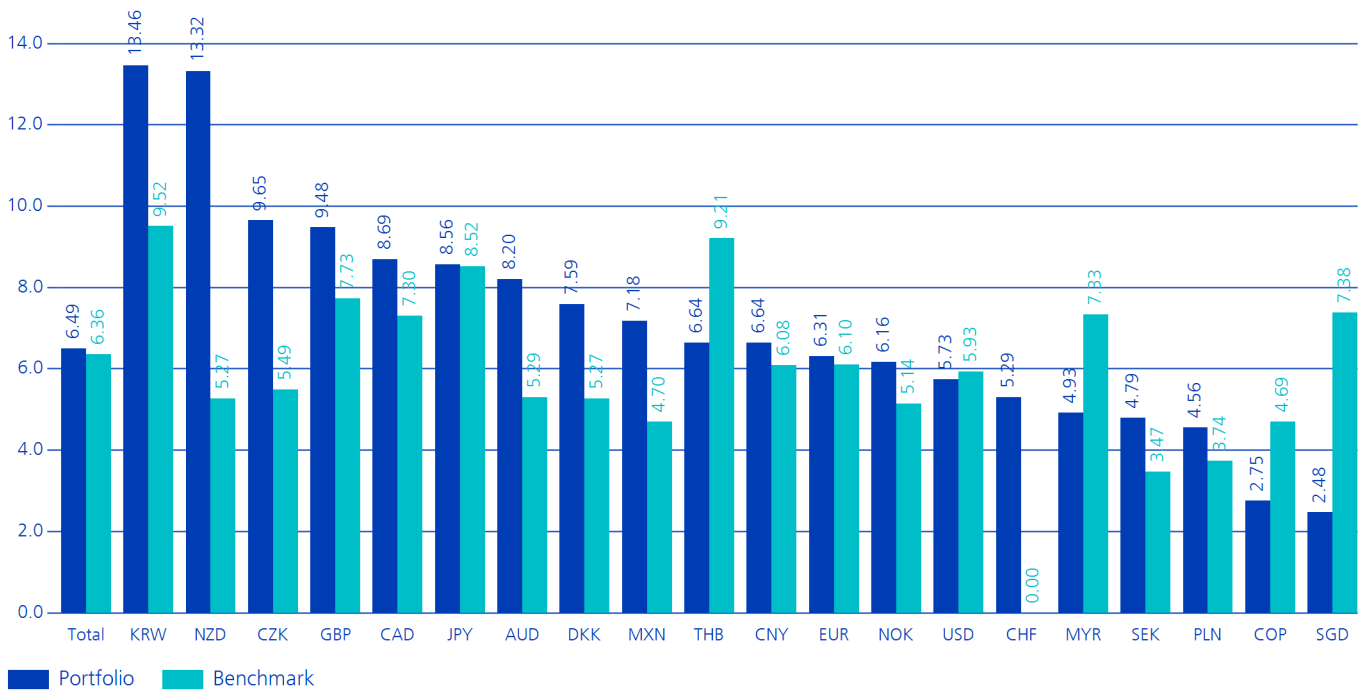
7.2.1 Rating Breakdown in %



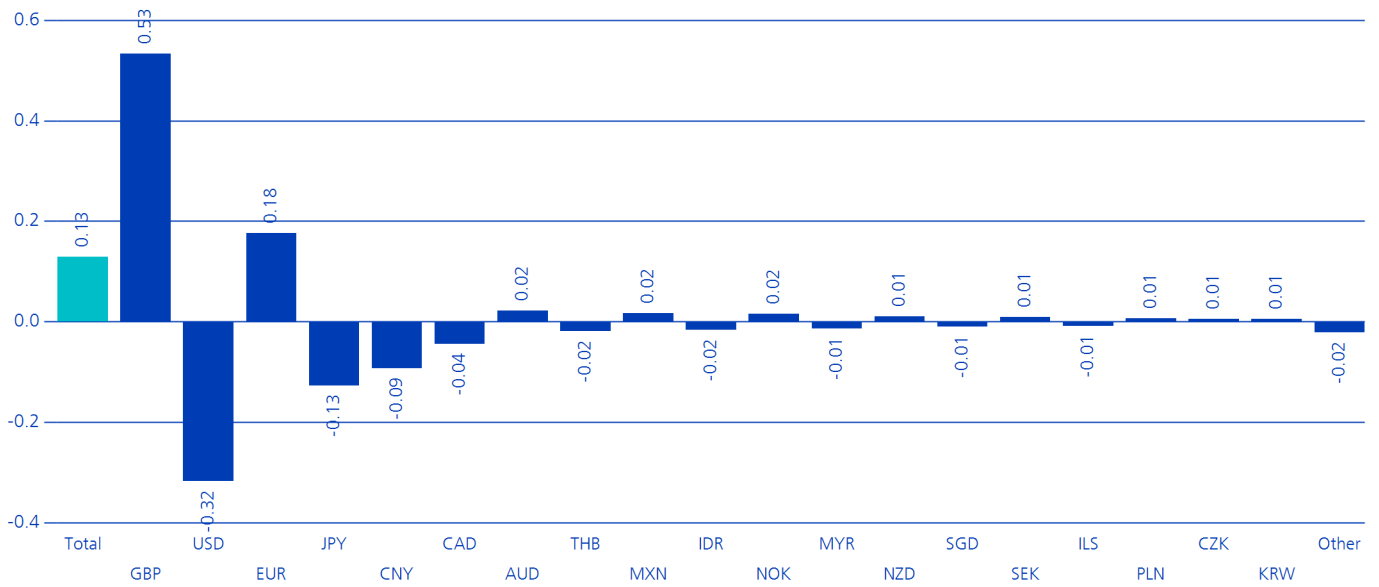
7.2.2 Country Breakdown (Country of risk) in %



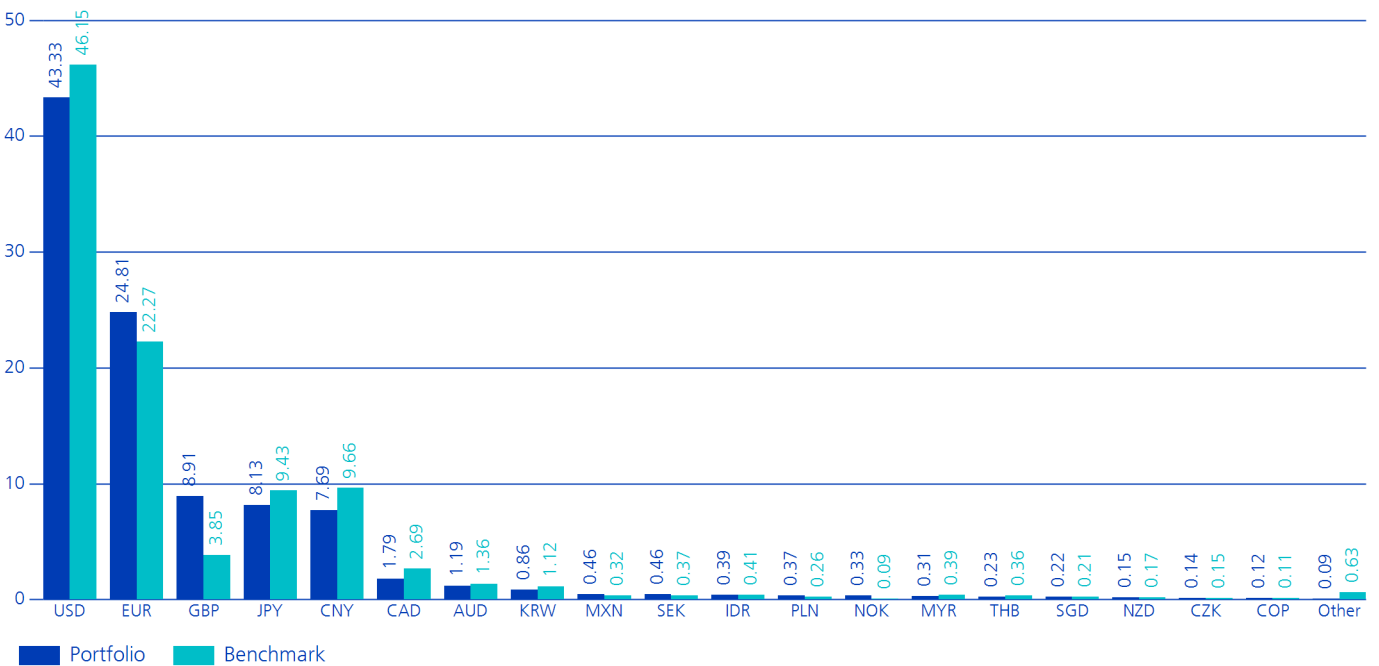
7.2.3 Modified Duration per Currency



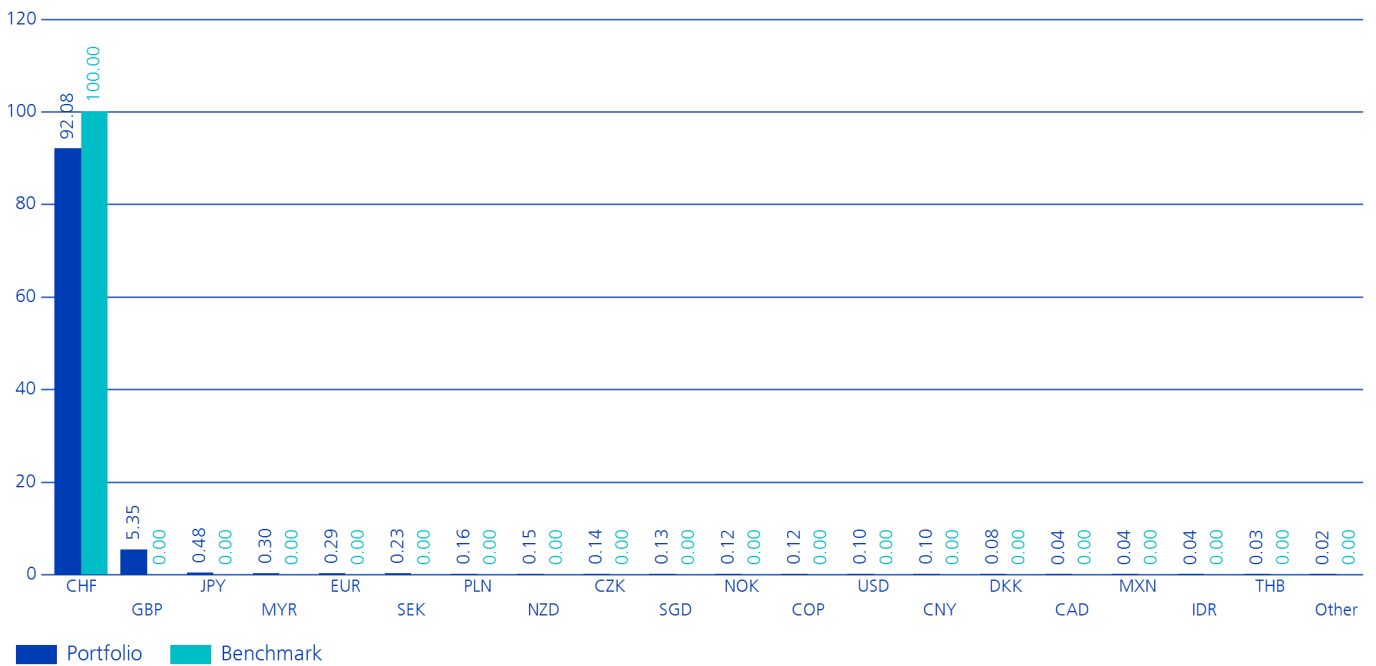
7.2.4 Modified Duration Exposure per Currency



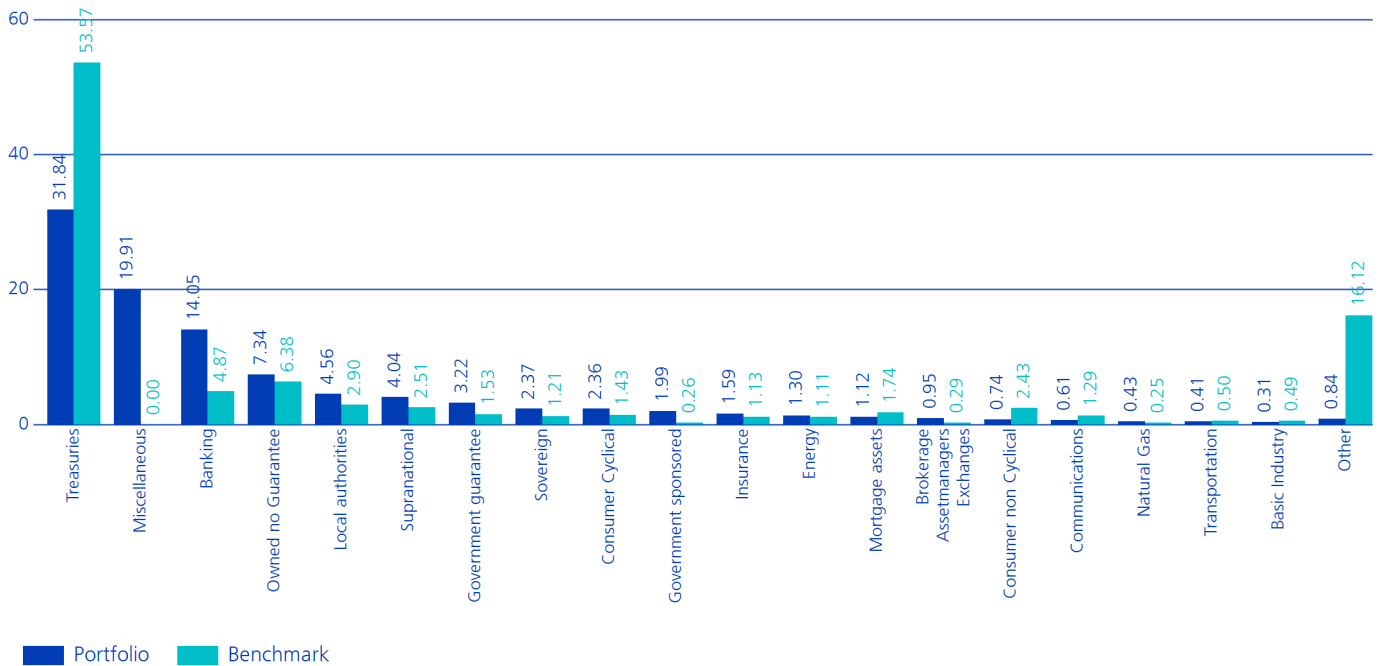
7.2.5 Currency Exposure (before Hedging) in %



7.2.6 Currency Exposure (after Hedging) in %

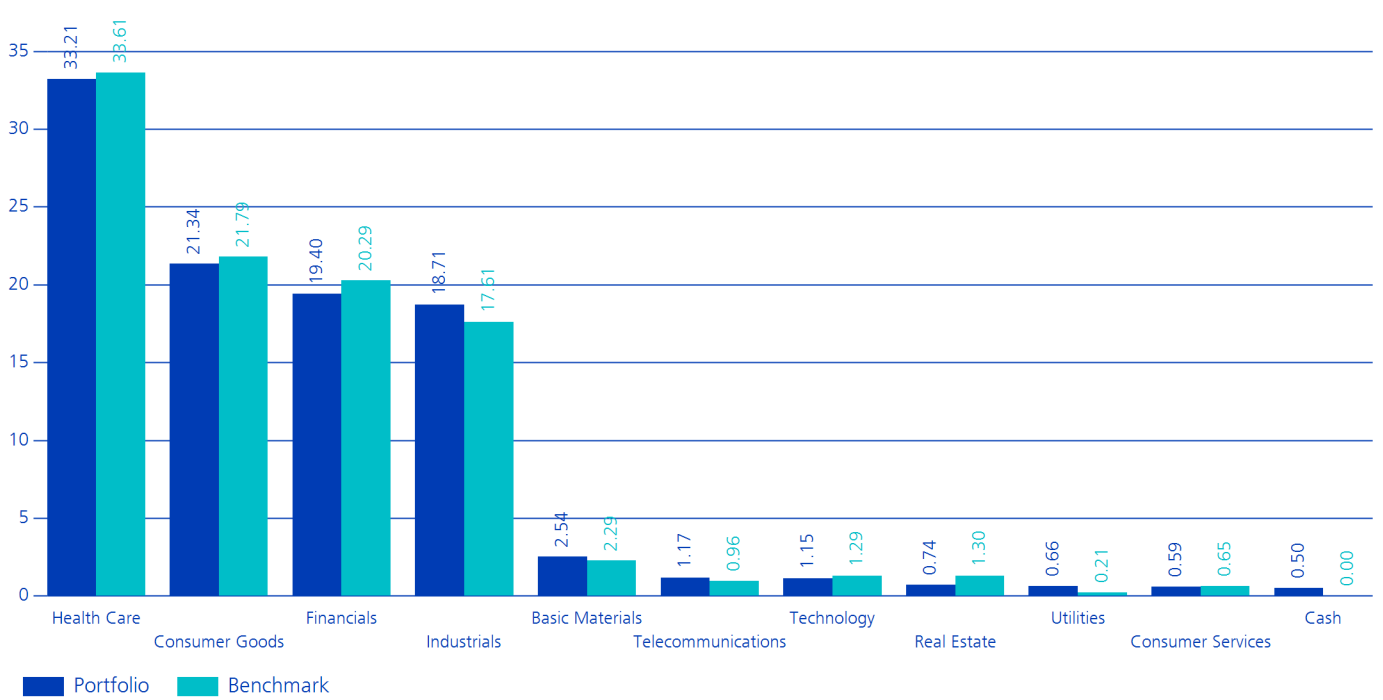


7.2.7 Barclays Asset Class Level 3 in %

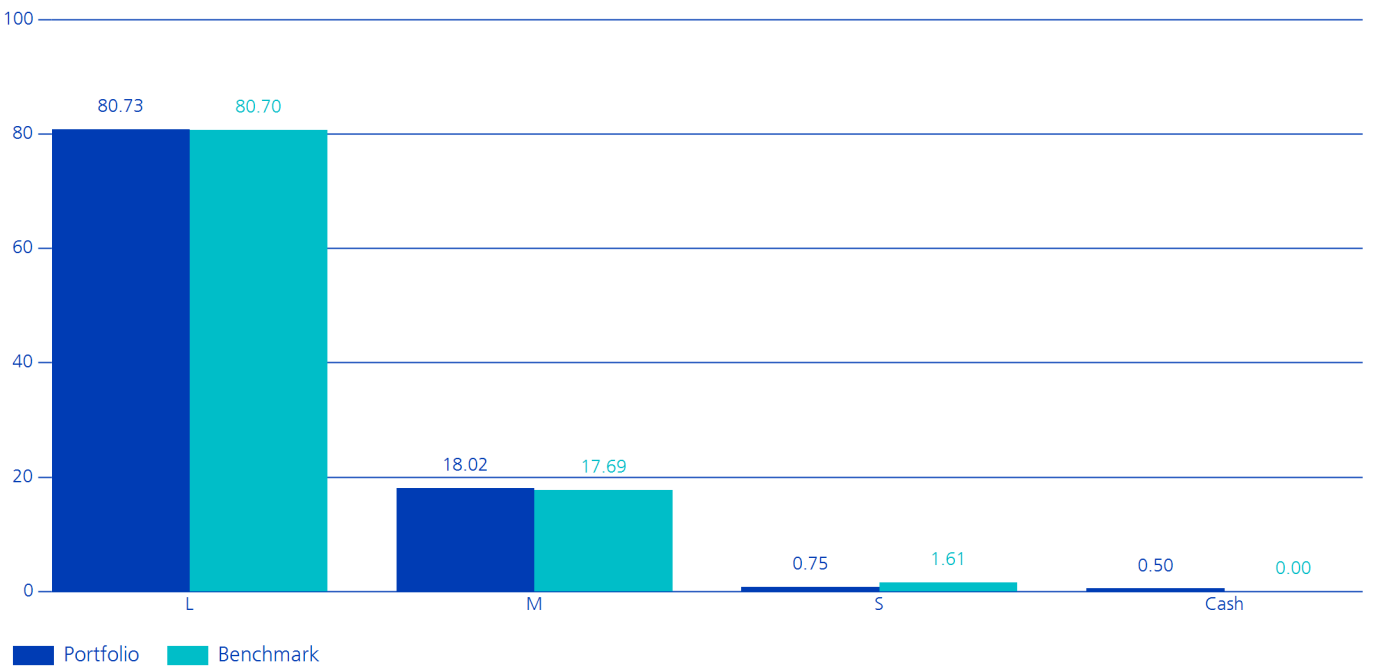


7.3 Equity Switzerland

7.3.1 ICB Industry in %

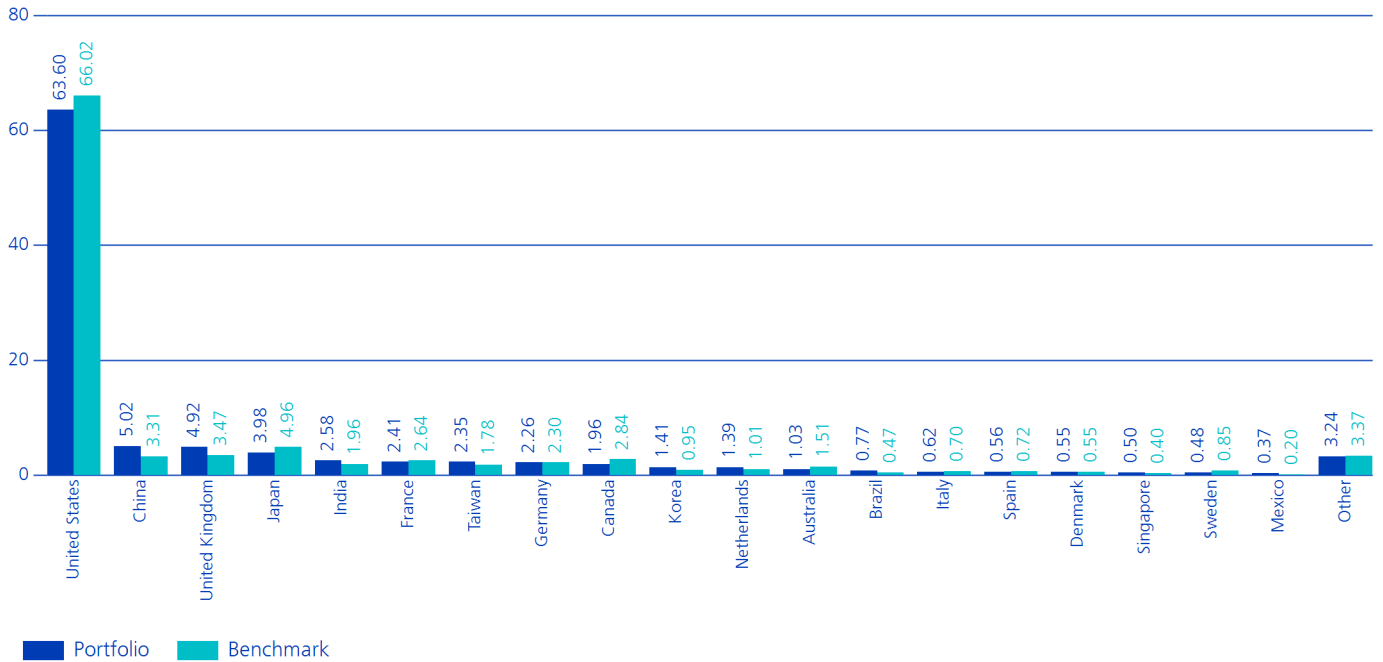


7.3.2 Capitalization in %

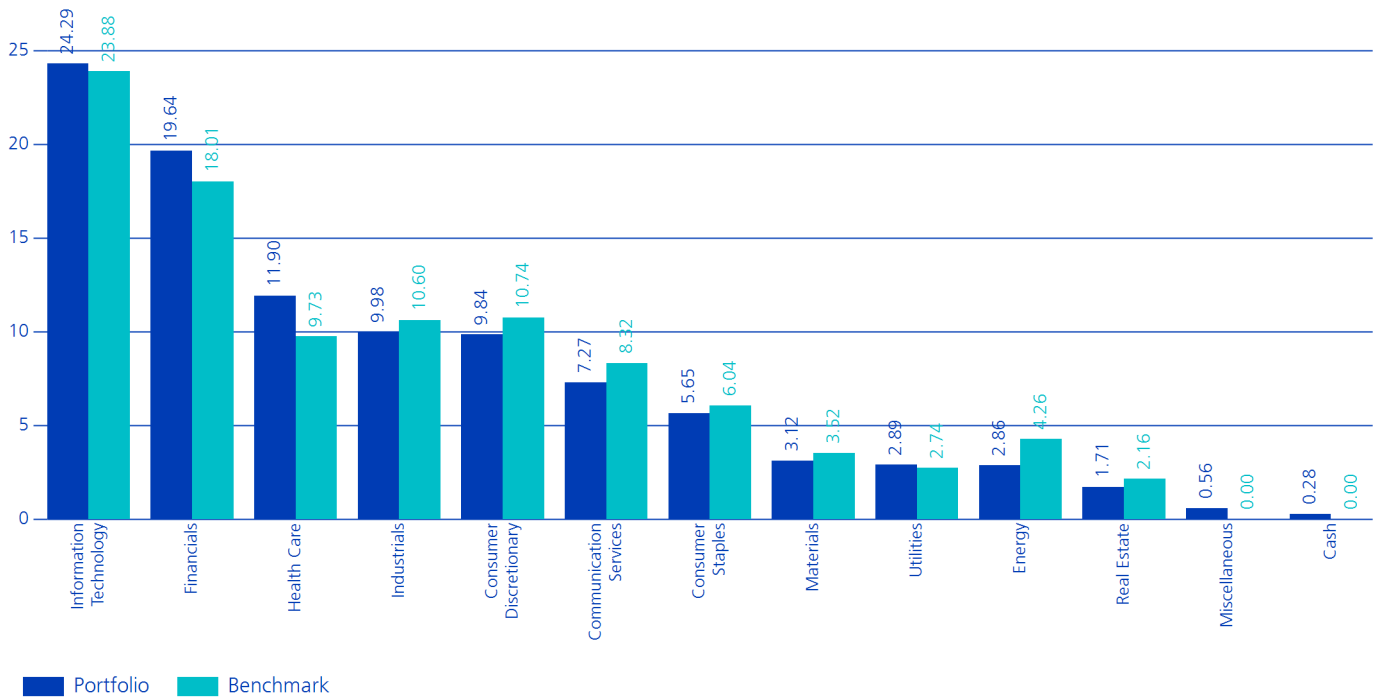


7.4 Equity World

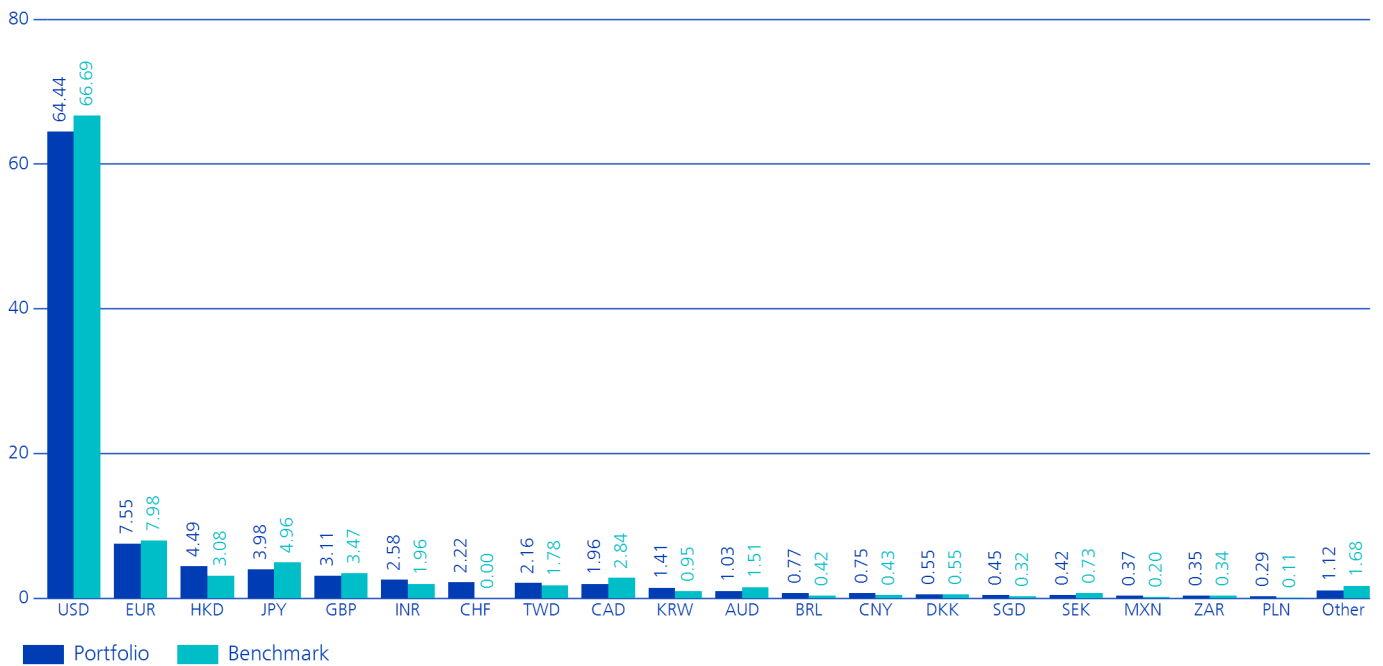
7.4.1 Country Breakdown (Country of risk) in %



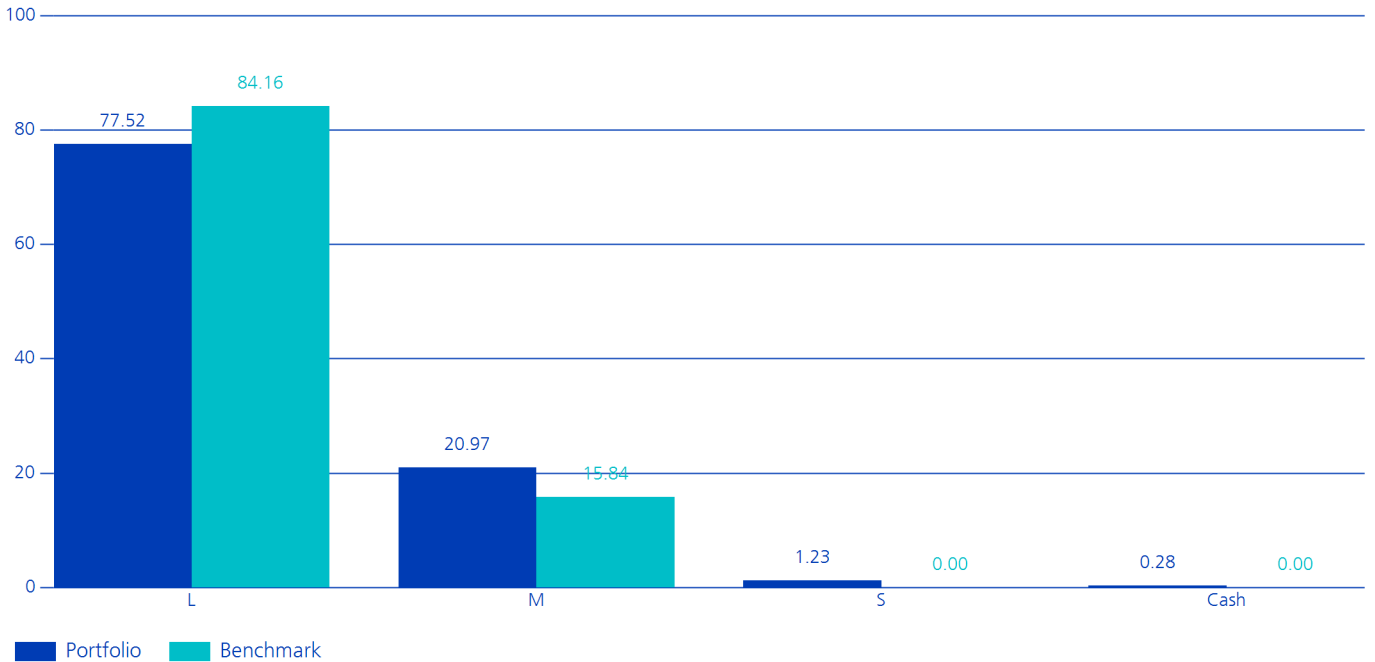
7.4.2 GICS Sector in %



7.4.3 Currency Breakdown in %



7.4.4 Capitalization in %



7.5 Indirect Swiss Real Estate AST

7.5.1 The 10 Holdings (Weight within Asset Class) in %

	Weight
Swisscanto AST Immobilien Responsible Schweiz GT CHF Klasse	44.73%
Ansprueche Ecoreal - Suisseselect	14.43%
Ansprueche Ecoreal - Suissecore Plus	12.93%
Patrimonium Anlagestiftung - Wohnimmobilien Schweiz Ansprueche	6.12%
Akara Swiss Diversity Property Fund PK Namen-Anteile	4.75%
Die Anl Gewer Schweiz DAGSIS	4.39%
Ansprueche Swiss Prime Anlagestiftung - Anlagegruppe Spa Immobilien Schweiz	3.93%
Ansprueche Helvetia Anlagestiftung - Immobilien Romandie	3.03%
Comunus SICAV - Swiss	1.68%
Ansprueche Anlagestiftung Der Ubs Fuer Personalvorsorge - Ubs Ast Immobilien Schweiz	1.16%

7.6 Indirect Real Estate CH SWIIT

7.6.1 The 10 Holdings (Weight within Asset Class) in %

	Weight
Swisscanto (CH) Real Estate Fund Responsible Swiss Commercia Anteile -FA CHF-	46.84%
UBS (CH) Property Fund - Swiss Mixed Sima Anteile	13.15%
UBS (CH) Property Fund - Swiss Residential Siat Anteile	4.35%
UBS (CH) Property Fund - Swiss Residential Anfos Anteile	4.17%
UBS (CH) Property Fund - Direct LivingPlus Anteile	3.16%
UBS (CH) Property Fund - Direct Green Property Anteile	2.84%
Helvetia (CH) Swiss Property Fund Units	2.73%
Schroder ImmoPLUS Units	2.51%
Good Buildings Swiss Real Estate Fund Anteile	2.47%
Edmond de Rothschild Real Estate SICAV - Swiss Class A	2.38%

7.7 Indirect World Real Estate

7.7.1 The 10 Holdings (Weight within Asset Class) in %

	Weight
Swisscanto AST Avant Immobilien Responsible Ausland NT CHF Klasse	60.79%
Ansprueche Ubs Investment Foundation 3- Ubs Ast 3 Global Real Estate (Ex Ch)	31.84%
Anteile Vescore Sustainable Real Estate Europe	7.38%

Legal notices

This report is for information purposes only and for the use of the recipient. This report should not be construed as an offer or a solicitation of an offer or a recommendation to sell or buy any securities or to carry out any other transaction. The information contained herein is obtained from sources that are considered reliable. Zürcher Kantonalbank does not warrant or guarantee that the information is correct and/or complete. Zürcher Kantonalbank highlights that all investments involve different degrees of risk. Before making any investment decision, investors should seek individual advice that takes their personal requirements into consideration and study the documentation (term sheets, sales prospectus) of the planned investments thoroughly. The fund contract, including its appendices, is the sole binding document and may be obtained free of charge from the fund management company or ZKB as its custodian. Potential investors should be aware that past performances do not guarantee future results. Zürcher Kantonalbank assumes no liability for any loss or damage of any kind arising from the use of the information contained herein. Zürcher Kantonalbank. Barra, Inc.'s analytics and data (www.barra.com) were used in the preparation of this report. Copyright 2011 BARRA, INC. All Rights Reserved.

The complete GIPS report can be obtained from ZKB Asset Management on request.

Index disclaimer by the data provider:

Each index is the intellectual property of its respective licensor, including registered trademarks. An index is not the sponsor, supporter, seller or advertiser of products based on it. The respective licensor assumes no liability for this. Further information can be found at zkb.ch/en/home/asset-management/indexdisclaimer.