

Swisscanto Sammelstiftung FLEX 25

Portfolio Details	Depot-No. 000-1039.819 Asset Management Mandate Multi Asset Classic
-------------------	---

Reporting as of	31/03/2026
Benchmark	Individual benchmark. See section 3.
Reference Currency	CHF
Performance Inception Date	01/02/2010

Your Relationship Manager	Rolf Nyffenegger +41 44 292 26 91 rolf.nyffenegger@zkb.ch
---------------------------	---

Your Product Specialist	Severin Schütz +41 44 292 34 86 severin.schuetz@zkb.ch
-------------------------	--

Your Portfolio Manager	Dieter Galli +41 44 292 24 67 dieter.galli@zkb.ch
------------------------	---

Your deputy PM	Nicola Grass +41 44 292 39 86 nicola.grass@zkb.ch
----------------	---

1 Assets and cash flows

Date	Payments	Withdrawals	Assets
31/12/2025 – 31/01/2026	157.80	-115,762,717.61	149,952,228.32
31/01/2026 – 28/02/2026	77.01	-3,446.15	151,755,531.83
28/02/2026 – 31/03/2026	-	-	147,769,095.93

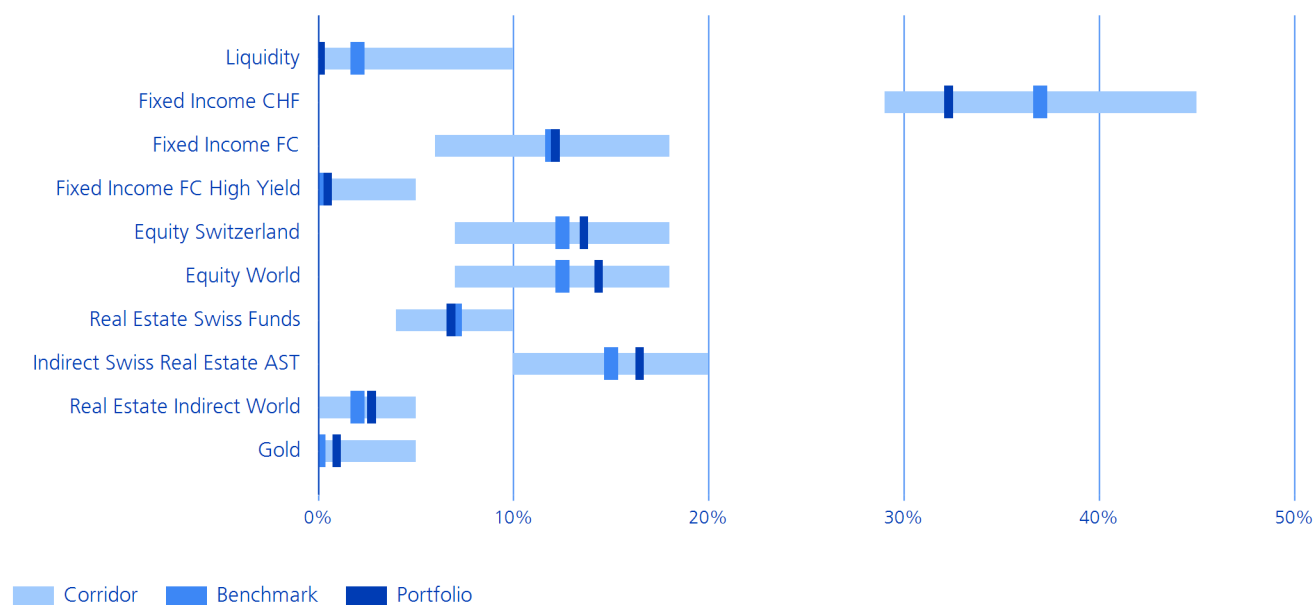
2 Balance sheet YTD

Assets as of 31/12/2025			264,645,847.41
Flows	Payments	234.81	
	Withdrawals	-115,766,163.76	-115,765,928.95
Investment capital			148,879,918.46
	Fees	-14,668.09	
	Recoverable Withholding Taxes	-376,255.68	
	Gross change in assets	-719,898.76	-1,110,822.53
Assets as of 31/03/2026			147,769,095.93

3 Benchmark

Asset Class	Name	Weight
Liquidity	FTSE 1-Month Swiss Franc Eurodeposit	2.00%
Fixed Income CHF	Swiss Bond Index® AAA-BBB (TR) in CHF	37.00%
Fixed Income FC	Bloomberg Global Aggregate ex CHF Index (TR) hedged in CHF	12.00%
Fixed Income FC High Yield	Customized Global Bond High Yield Benchmark	0.00%
Equity Switzerland	Swiss Performance Index® (TR) in CHF	12.50%
Equity World	MSCI All Country World ex Switzerland Index (TR Net) in CHF	12.50%
Real Estate Swiss Funds	SXI Real Estate® Funds Broad Index (TR) in CHF	7.00%
Indirect Swiss Real Estate AST	KGAST Immobilien-Index in CHF	15.00%
Real Estate Indirect World	FTSE EPRA Nareit Developed World Index (TR Net) hedged in CHF	2.00%
Gold	LBMA Gold PM Fix Price in CHF	0.00%

4 Current Positioning and Bandwidths



	%	Range Low	Range High	Portfolio	Benchmark	Difference
Liquidity		0.00	10.00	0.11	2.00	-1.89
Fixed Income CHF		29.00	45.00	32.28	37.00	-4.72
Fixed Income FC		6.00	18.00	12.16	12.00	0.16
Fixed Income FC High Yield		0.00	5.00	0.49	0.00	0.49
Equity Switzerland		7.00	18.00	13.61	12.50	1.11
Equity World		7.00	18.00	14.37	12.50	1.87
Real Estate Swiss Funds		4.00	10.00	6.82	7.00	-0.18
Indirect Swiss Real Estate AST		10.00	20.00	16.47	15.00	1.47
Real Estate Indirect World		0.00	5.00	2.73	2.00	0.73
Gold		0.00	5.00	0.95	0.00	0.95

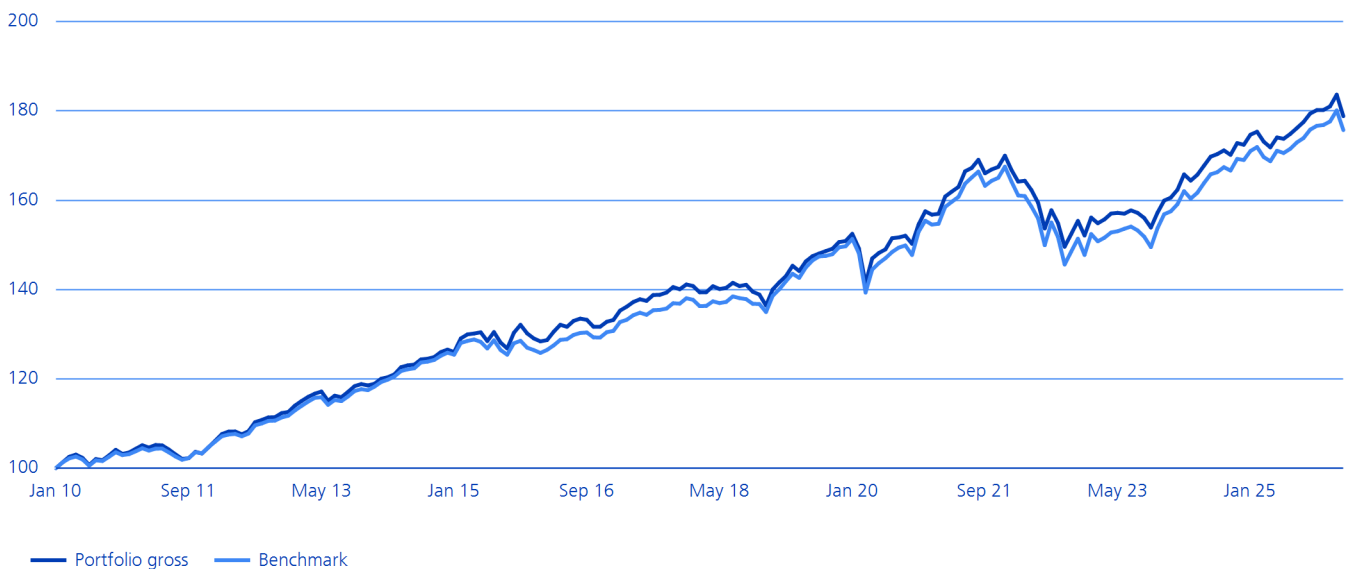
5 Performance Overview

monthly in %	Jan	Feb	Mar	Apr	May	Jun	Jul	Aug	Sep	Oct	Nov	Dec
Portfolio gross	0.45	1.45	-2.63									
Portfolio net	0.45	1.45	-2.63									
Benchmark	0.45	1.39	-2.45									
Difference (gross)	0.00	0.05	-0.18									

cumulated in %	Jan	Feb	Mar	Apr	May	Jun	Jul	Aug	Sep	Oct	Nov	Dec
Portfolio gross	0.45	1.90	-0.77									
Portfolio net	0.45	1.90	-0.77									
Benchmark	0.45	1.85	-0.65									
Difference (gross)	0.00	0.06	-0.13									

since inception in %	cumulated	annualized	2026	2025	2024	2023
Portfolio gross	78.85	3.66	-0.77	4.52	7.82	5.14
Portfolio net	70.80	3.37	-0.77	4.42	7.72	5.04
Benchmark	75.73	3.55	-0.65	4.64	7.74	6.17
Difference (gross)	3.12	0.11	-0.13	-0.12	0.08	-1.03

Indexed in reference currency



rolling in %	last 3M	last 6M	last 12M	last 2Y	last 3Y	last 4Y	last 5Y	last 10Y
Portfolio gross	-0.77	0.74	3.30	7.86	14.85	8.80	11.19	39.00
Portfolio net	-0.77	0.69	3.20	7.67	14.52	8.37	10.64	36.58
Benchmark	-0.65	1.03	3.57	8.43	15.90	9.19	10.86	38.94
Difference (gross)	-0.13	-0.29	-0.27	-0.57	-1.05	-0.38	0.34	0.06

since inception in %	ann. Standard Deviation	ann. Tracking Error
Portfolio gross	4.23	0.86
Benchmark	4.28	

6 Analysis

6.1 The 10 Holdings (Portfolio Level)

	Weight
Swisscanto (CH) Bond Fund Responsible CHF NT CHF Klasse	32.28%
Swisscanto (CH) Bond Fund Responsible Global Aggregate (ex CHF) NTH1 CHF Klasse	8.82%
Swisscanto (CH) Index Equity Fund Switzerland Total Responsible NT CHF Klasse	6.80%
Swisscanto AST Immobilien Responsible Schweiz NT CHF Klasse	6.52%
Swisscanto (CH) Pension Equity Fund Responsible Switzerland NT CHF Klasse	5.43%
Swisscanto (CH) IPF I Equity Fund Systematic Responsible World Enhanced NT CHF Klasse	4.01%
Swisscanto (CH) IPF I Equity Fund Systematic Responsible World Enhanced NTH1 CHF Klasse	3.18%
Swisscanto (CH) Real Estate Fund Responsible Swiss Commercia Anteile -FA CHF-	2.67%
Swisscanto (CH) Bond Fund Responsible Global Rates NTH1 CHF Klasse	2.40%
Ansprueche Ecoreal - Suisseselect	2.05%

6.2 Asset Allocation based on Currency Exposure

Weightings in %	CHF		EUR		USD		CAD		JPY		Rest		Total	
	PF	BM	PF	BM	PF	BM	PF	BM	PF	BM	PF	BM	PF	BM
Liquidity	0.1	2.0	0.0	0.0	0.0	0.0	0.0	0.0	0.0	0.0	0.0	0.0	0.1	2.0
Fixed Income														
Fixed Income CHF	32.3	37.0	0.0	0.0	0.0	0.0							32.3	37.0
Fixed Income FC	11.9	12.0	0.0	0.0	0.0	0.0	0.0	0.0	0.0	0.0	0.3	0.0	12.2	12.0
Fixed Income FC High Yield	0.5	0.0	0.0	0.0	-0.3	0.0					0.3	0.0	0.5	0.0
Equity														
Equity Switzerland	13.6	12.5	0.0	0.0									13.6	12.5
Equity World	4.0	0.0	1.1	1.0	6.3	8.1	0.2	0.4	0.4	0.6	2.3	2.3	14.4	12.5
Real Estate														
Real Estate Swiss Funds	6.8	7.0											6.8	7.0
Indirect Swiss Real Estate AST	16.5	15.0											16.5	15.0
Real Estate Indirect World	2.2	2.0	0.4	0.0	0.0	0.0	0.0	0.0	0.0	0.0	0.0	0.0	2.7	2.0
Gold	0.0	0.0			1.0	0.0							1.0	
Total	87.9	87.5	1.5	1.0	7.1	8.1	0.2	0.4	0.5	0.7	2.8	2.3	100.0	100.0

6.3 Performance Contribution Gross monthly

Performance Contribution Gross January

Weightings in %	Portfolio			Benchmark			Difference
	Perf.	Average Weights	Weighted Perf.	Perf.	Average Weights	Weighted Perf.	
Liquidity	-0.18	1.22	0.00	-0.01	2.00	0.00	0.00
Fixed Income	0.65	45.36	0.29	0.59	49.00	0.29	0.00
Fixed Income CHF	0.86	31.94	0.27	0.80	37.00	0.30	-0.02
Fixed Income FC	0.15	13.42	0.02	-0.06	12.00	-0.01	0.03
Equity	-0.11	26.87	-0.03	0.05	25.00	0.01	-0.04
Equity Switzerland	-0.14	12.57	-0.02	0.01	12.50	0.00	-0.02
Equity World	-0.04	14.29	-0.01	0.09	12.50	0.01	-0.02
Real Estate	0.28	25.58	0.07	0.62	24.00	0.15	-0.08
Indirect Swiss Real Estate	0.15	22.72	0.03	0.45	22.00	0.10	-0.07
Indirect World Real Estate	1.41	2.87	0.04	2.55	2.00	0.05	-0.01
Gold	10.84	0.97	0.10	10.86	0.00	0.00	0.10
Total	0.45	100.00	0.45	0.45	100.00	0.45	0.00

Attribution Outperformance

Asset Class	Market-selection	Stockselection	Interaction	Contribution Outperformance
Liquidity	0.00	0.00	0.00	0.00
Fixed Income	-0.03	0.05	0.00	0.00
Fixed Income CHF	-0.02	0.02	0.00	-0.02
Fixed Income FC	-0.01	0.03	0.00	0.03
Equity	-0.01	-0.03	0.00	-0.04
Equity Switzerland	0.00	-0.02	0.00	-0.02
Equity World	-0.01	-0.02	0.00	-0.02
Real Estate	0.02	-0.09	-0.01	-0.08
Indirect Swiss Real Estate	0.00	-0.07	0.00	-0.07
Indirect World Real Estate	0.02	-0.02	-0.01	-0.01
Gold	0.10	0.00	0.00	0.10
Total	0.09	-0.08	-0.01	-0.01
			Residual	0.01
			Outperformance	0.00

Performance Contribution Gross February

Weightings in %	Portfolio			Benchmark			Difference
	Perf.	Average Weights	Weighted Perf.	Perf.	Average Weights	Weighted Perf.	
Liquidity	0.14	0.27	0.00	-0.02	2.00	0.00	0.00
Fixed Income	0.93	45.23	0.42	0.72	49.00	0.35	0.07
Fixed Income CHF	0.77	32.02	0.25	0.59	37.00	0.22	0.03
Fixed Income FC	1.34	13.21	0.18	1.11	12.00	0.13	0.04
Equity	3.10	27.70	0.86	3.37	25.00	0.84	0.02
Equity Switzerland	5.57	12.40	0.69	5.68	12.50	0.71	-0.02
Equity World	1.11	15.30	0.17	1.06	12.50	0.13	0.04
Real Estate	0.45	25.82	0.12	0.82	24.00	0.20	-0.08
Indirect Swiss Real Estate	0.18	23.10	0.04	0.27	22.00	0.06	-0.02
Indirect World Real Estate	2.70	2.72	0.07	6.93	2.00	0.14	-0.07
Gold	4.69	0.97	0.05	4.69	0.00	0.00	0.05
Total	1.45	100.00	1.45	1.39	100.00	1.39	0.05

Attribution Outperformance

Asset Class	Market-selection	Stockselection	Interaction	Contribution Outperformance
Liquidity	0.02	0.00	0.00	0.00
Fixed Income	0.04	0.09	-0.01	0.07
Fixed Income CHF	0.04	0.06	-0.01	0.03
Fixed Income FC	0.00	0.03	0.00	0.04
Equity	-0.01	-0.01	0.00	0.02
Equity Switzerland	0.00	-0.01	0.00	-0.02
Equity World	-0.01	0.01	0.00	0.04
Real Estate	0.03	-0.10	-0.03	-0.08
Indirect Swiss Real Estate	-0.01	-0.02	0.00	-0.02
Indirect World Real Estate	0.04	-0.08	-0.03	-0.07
Gold	0.03	0.00	0.00	0.05
Total	0.11	-0.02	-0.04	0.05
			Residual	0.00
			Outperformance	0.05

Performance Contribution Gross March

Weightings in %	Portfolio			Benchmark			Difference
	Perf.	Average Weights	Weighted Perf.	Perf.	Average Weights	Weighted Perf.	
Liquidity	0.22	0.85	0.00	-0.02	2.00	0.00	0.00
Fixed Income	-1.44	44.48	-0.64	-1.41	49.00	-0.69	0.05
Fixed Income CHF	-1.12	31.78	-0.36	-1.15	37.00	-0.43	0.07
Fixed Income FC	-2.26	12.69	-0.29	-2.20	12.00	-0.26	-0.02
Equity	-5.66	27.97	-1.58	-5.14	25.00	-1.29	-0.30
Equity Switzerland	-7.62	12.91	-0.98	-7.37	12.50	-0.92	-0.06
Equity World	-4.05	15.06	-0.61	-2.91	12.50	-0.36	-0.25
Real Estate	-1.37	25.69	-0.35	-1.97	24.00	-0.47	0.12
Indirect Swiss Real Estate	-1.12	22.94	-0.26	-1.35	22.00	-0.30	0.04
Indirect World Real Estate	-3.44	2.76	-0.09	-8.76	2.00	-0.18	0.08
Gold	-7.79	1.01	-0.08	-7.80	0.00	0.00	-0.08
Total	-2.63	100.00	-2.63	-2.45	100.00	-2.45	-0.18

Attribution Outperformance

Asset Class	Market-selection	Stockselection	Interaction	Contribution Outperformance
Liquidity	-0.03	0.00	0.00	0.00
Fixed Income	-0.07	0.01	0.00	0.05
Fixed Income CHF	-0.07	0.01	0.00	0.07
Fixed Income FC	0.00	-0.01	0.00	-0.02
Equity	-0.03	-0.17	-0.03	-0.30
Equity Switzerland	-0.02	-0.03	0.00	-0.06
Equity World	-0.01	-0.14	-0.03	-0.25
Real Estate	-0.04	0.16	0.04	0.12
Indirect Swiss Real Estate	0.01	0.05	0.00	0.04
Indirect World Real Estate	-0.05	0.11	0.04	0.08
Gold	-0.05	0.00	0.00	-0.08
Total	-0.22	-0.01	0.01	-0.20
			Residual	0.03
			Outperformance	-0.18

6.4 Performance Contribution Gross YTD

Performance Contribution Gross

Weightings in %	Portfolio			Benchmark			Difference
	Perf.	Average Weights	Weighted Perf.	Perf.	Average Weights	Weighted Perf.	
Liquidity	0.18	0.80	0.00	-0.05	2.00	0.00	0.00
Fixed Income	0.12	45.02	0.06	-0.12	49.00	-0.06	0.12
Fixed Income CHF	0.49	31.91	0.16	0.23	37.00	0.08	0.08
Fixed Income FC	-0.80	13.10	-0.09	-1.18	12.00	-0.14	0.05
Equity	-2.84	27.51	-0.78	-1.90	25.00	-0.45	-0.33
Equity Switzerland	-2.61	12.64	-0.33	-2.11	12.50	-0.22	-0.10
Equity World	-3.02	14.87	-0.46	-1.80	12.50	-0.23	-0.23
Real Estate	-0.64	25.70	-0.17	-0.54	24.00	-0.13	-0.04
Indirect Swiss Real Estate	-0.79	22.91	-0.19	-0.64	22.00	-0.14	-0.04
Indirect World Real Estate	0.57	2.78	0.02	0.05	2.00	0.01	0.01
Gold	7.00	0.98	0.07	7.01	0.00	0.00	0.07
Total	-0.77	100.00	-0.77	-0.65	100.00	-0.65	-0.13

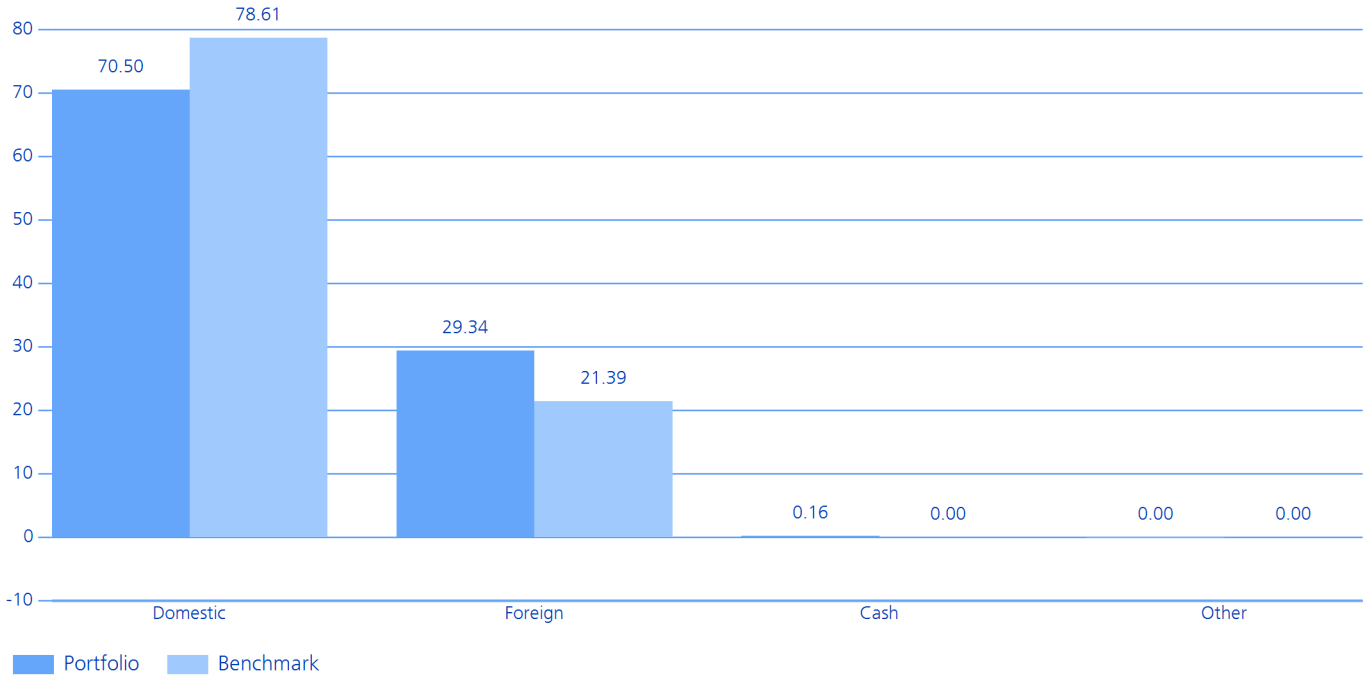
Attribution Outperformance

Asset Class	Market-selection	Stockselection	Interaction	Contribution Outperformance
Liquidity	0.00	0.00	0.00	0.00
Fixed Income	-0.06	0.14	-0.01	0.12
Fixed Income CHF	-0.05	0.10	-0.01	0.08
Fixed Income FC	-0.01	0.05	0.01	0.05
Equity	-0.05	-0.22	-0.03	-0.33
Equity Switzerland	-0.03	-0.06	0.00	-0.10
Equity World	-0.03	-0.15	-0.03	-0.23
Real Estate	0.01	-0.03	0.00	-0.03
Indirect Swiss Real Estate	0.00	-0.03	0.00	-0.04
Indirect World Real Estate	0.01	0.00	0.00	0.01
Gold	0.08	0.00	0.00	0.07
Total	-0.03	-0.10	-0.04	-0.17
			Residual	0.04
			Outperformance	-0.13

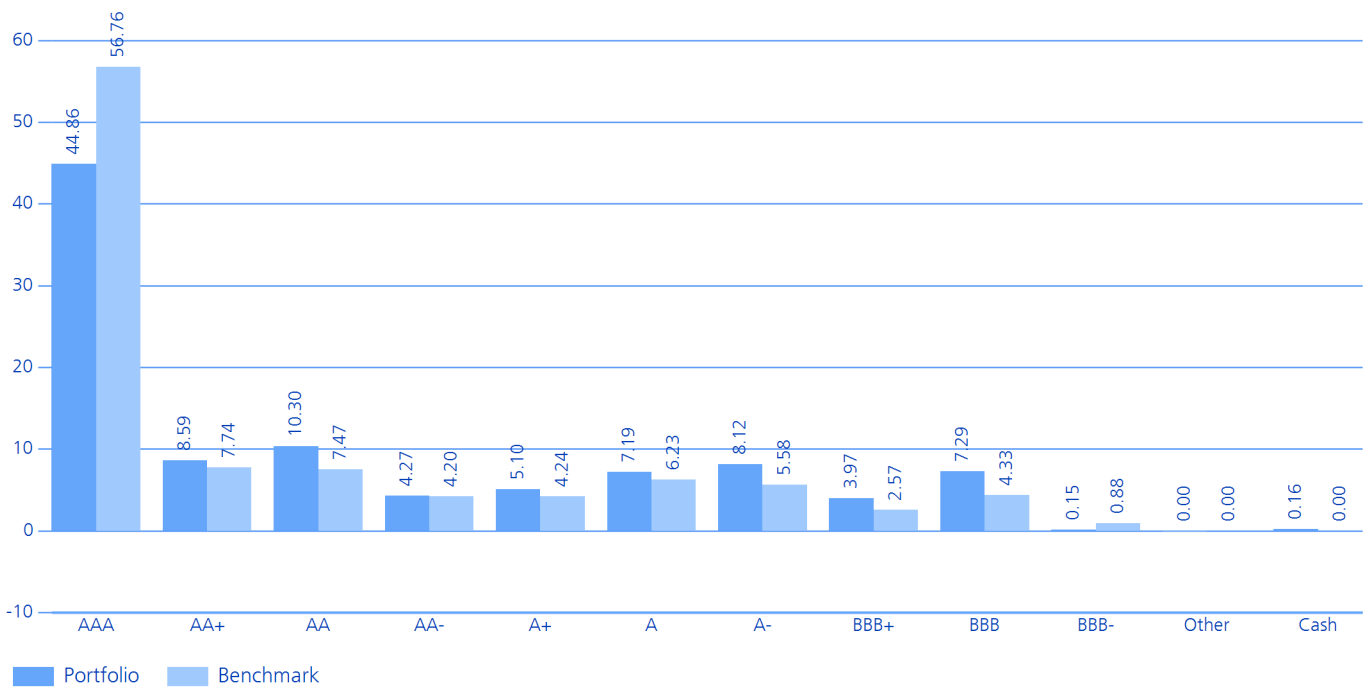
7 Asset Class Specific Analysis

7.1 Fixed Income CHF

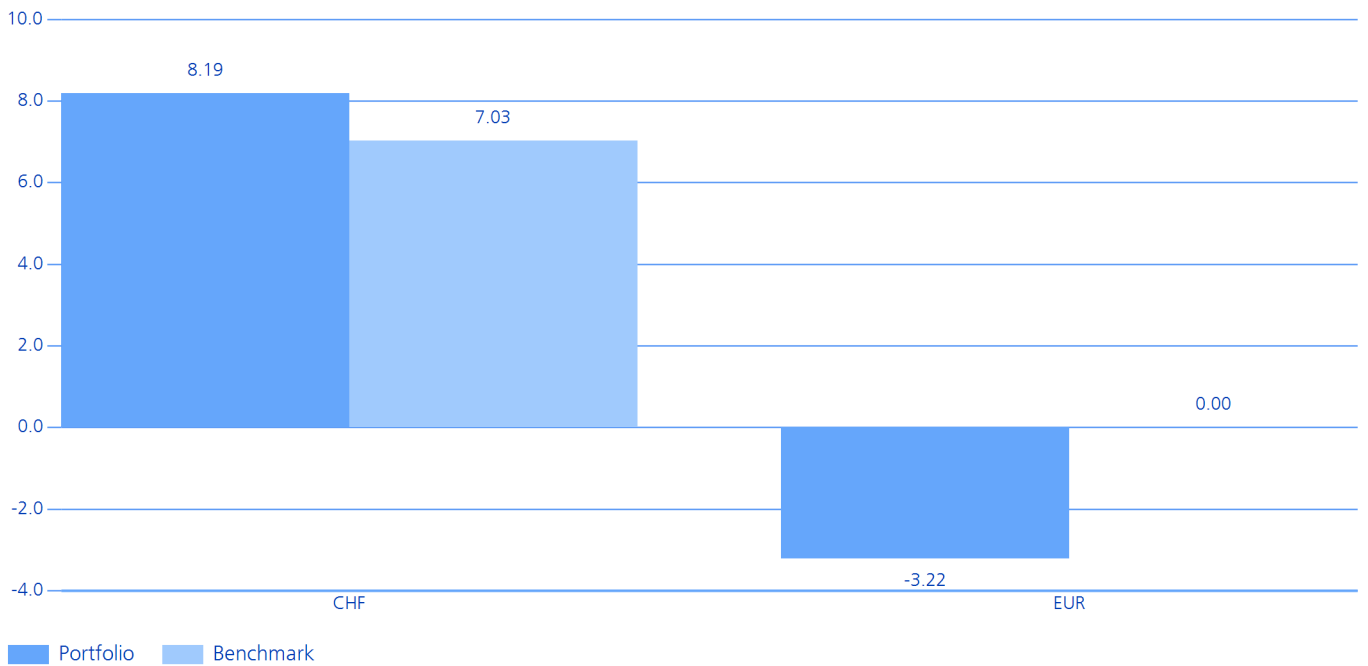
7.1.1 Domestic / Foreign in %



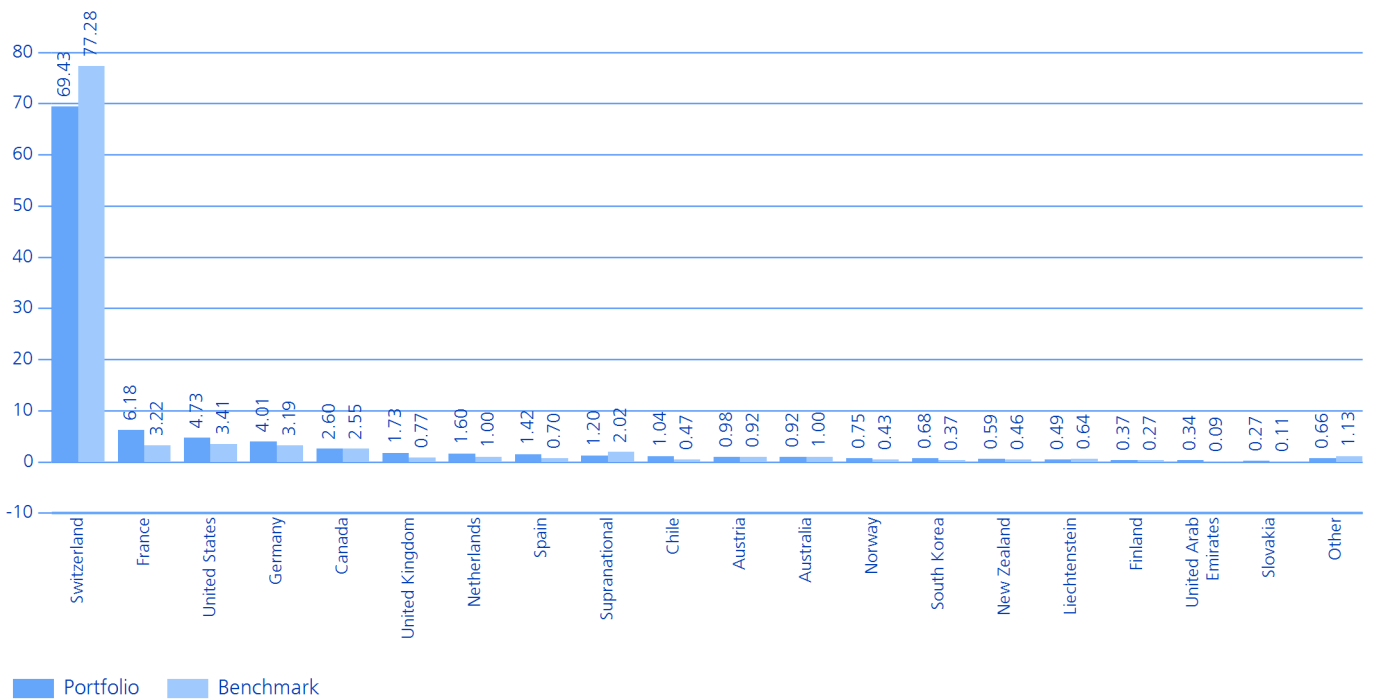
7.1.2 Rating Breakdown in %



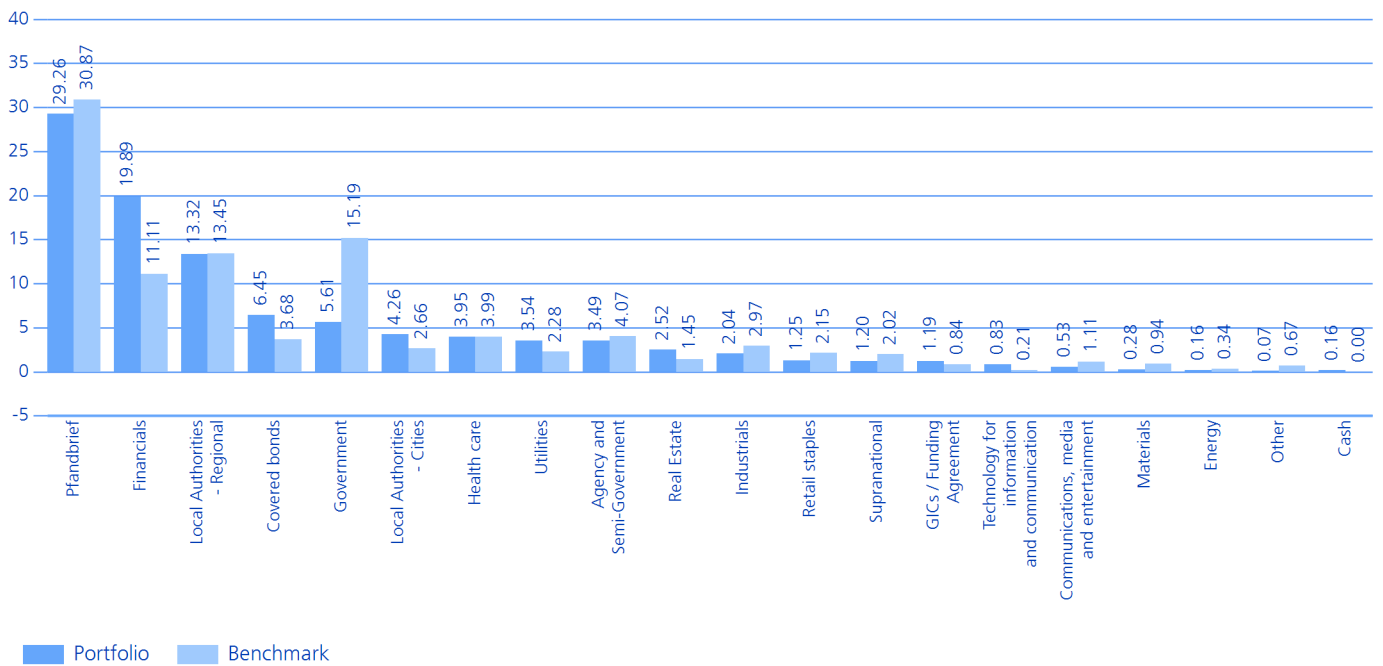
7.1.3 Modified Duration



7.1.4 Country Breakdown (Country of risk) in %

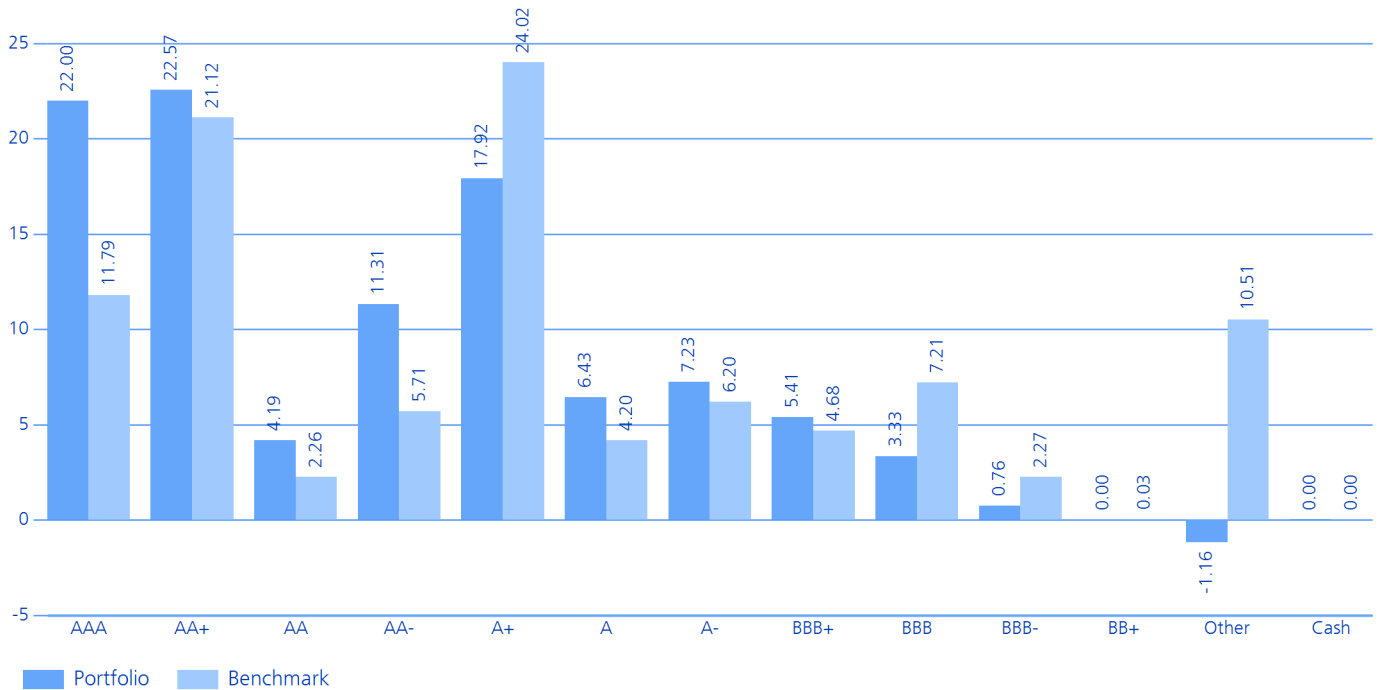


7.1.5 SBI Sector Level 3 in %

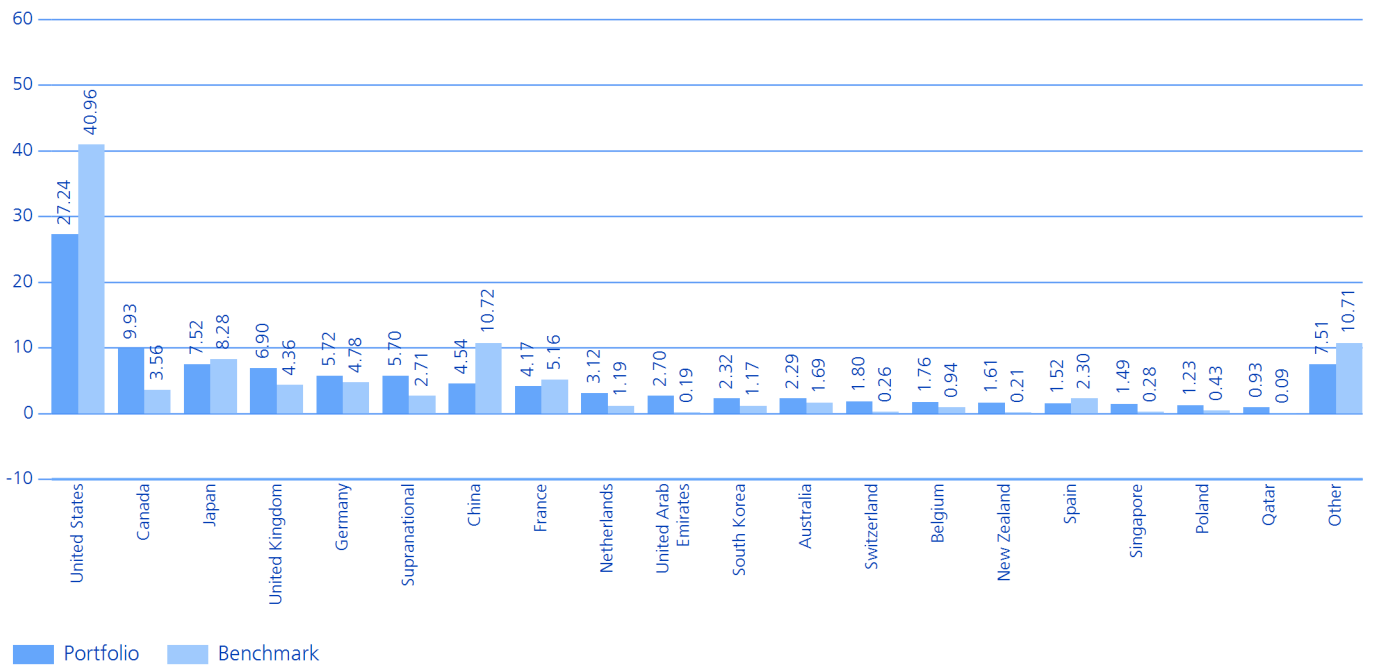


7.2 Fixed Income FW Hedged

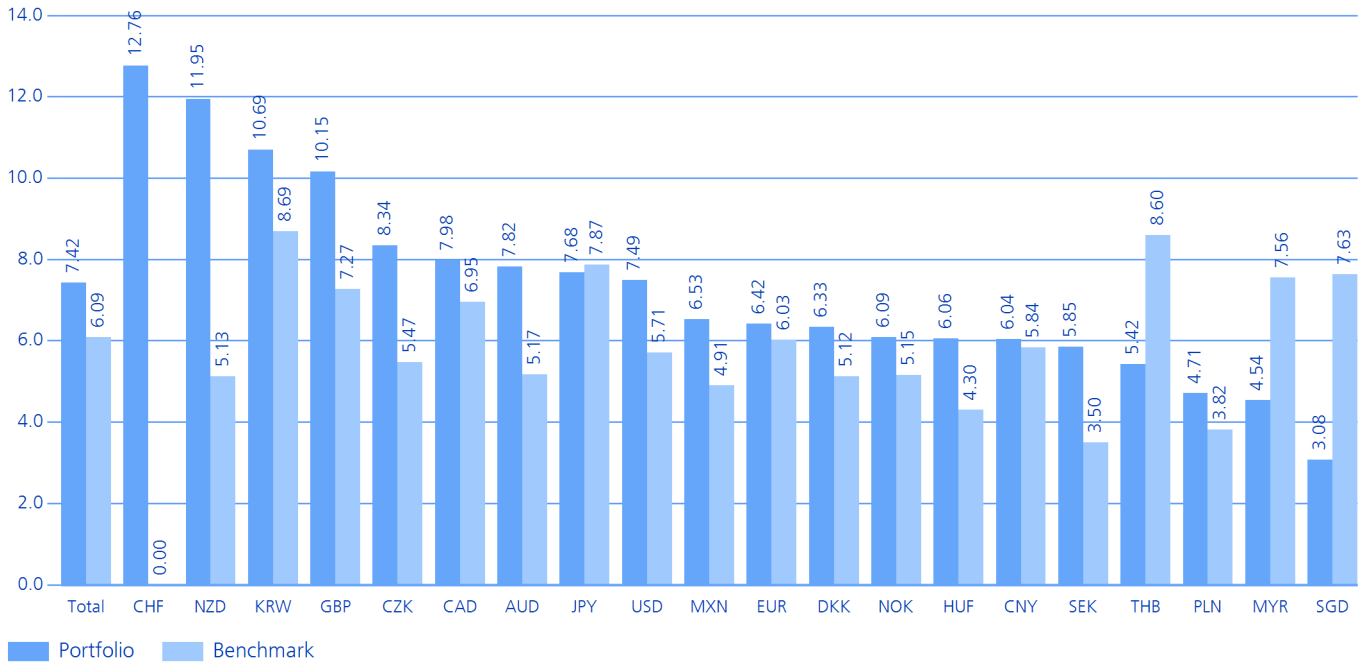
7.2.1 Rating Breakdown in %



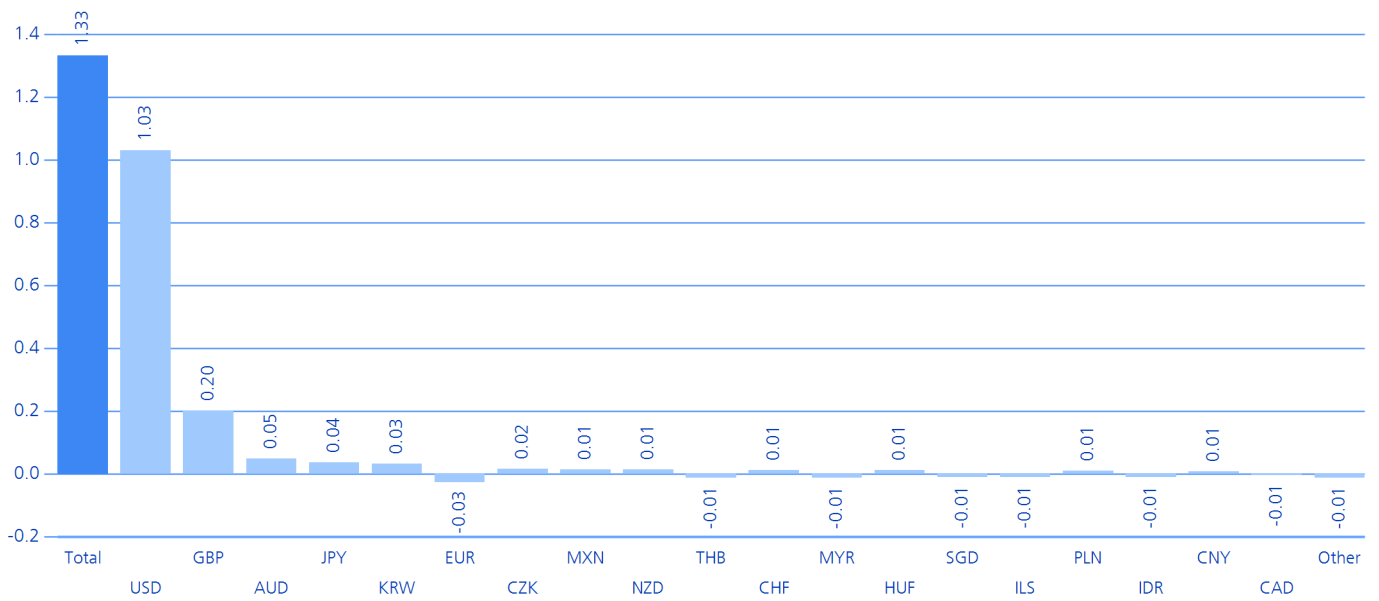
7.2.2 Country Breakdown (Country of risk) in %



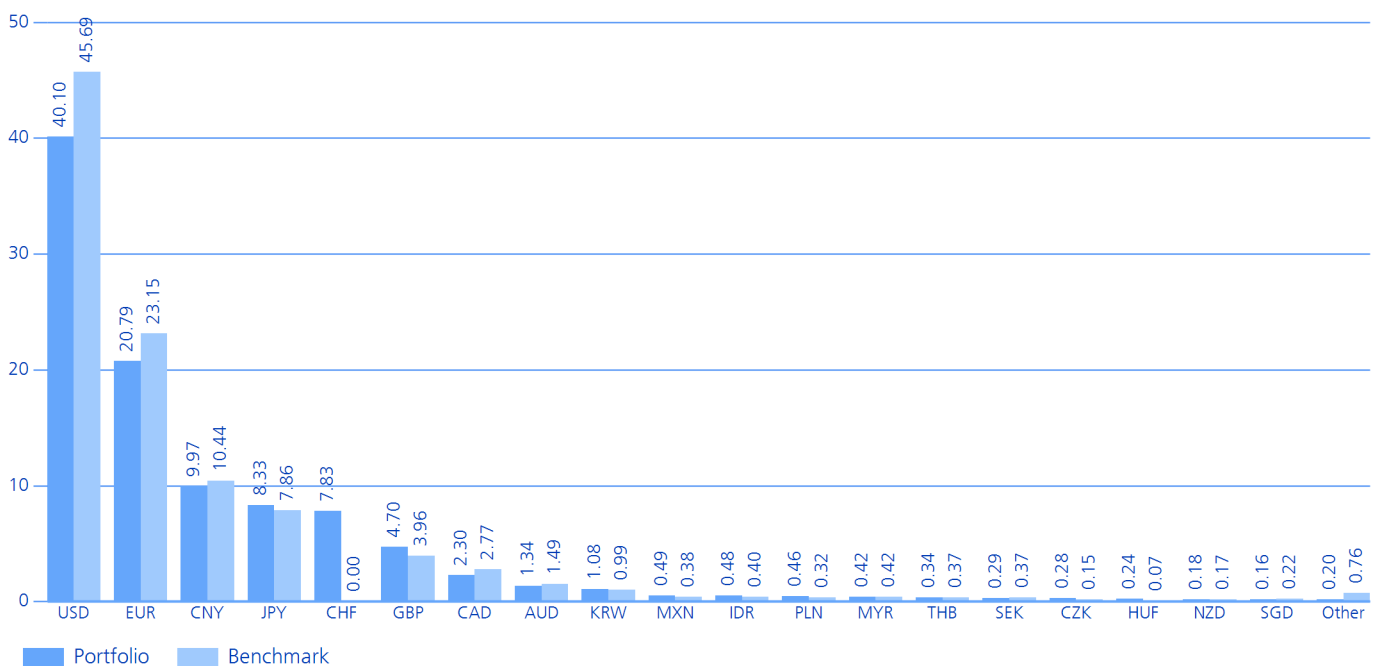
7.2.3 Modified Duration per Currency



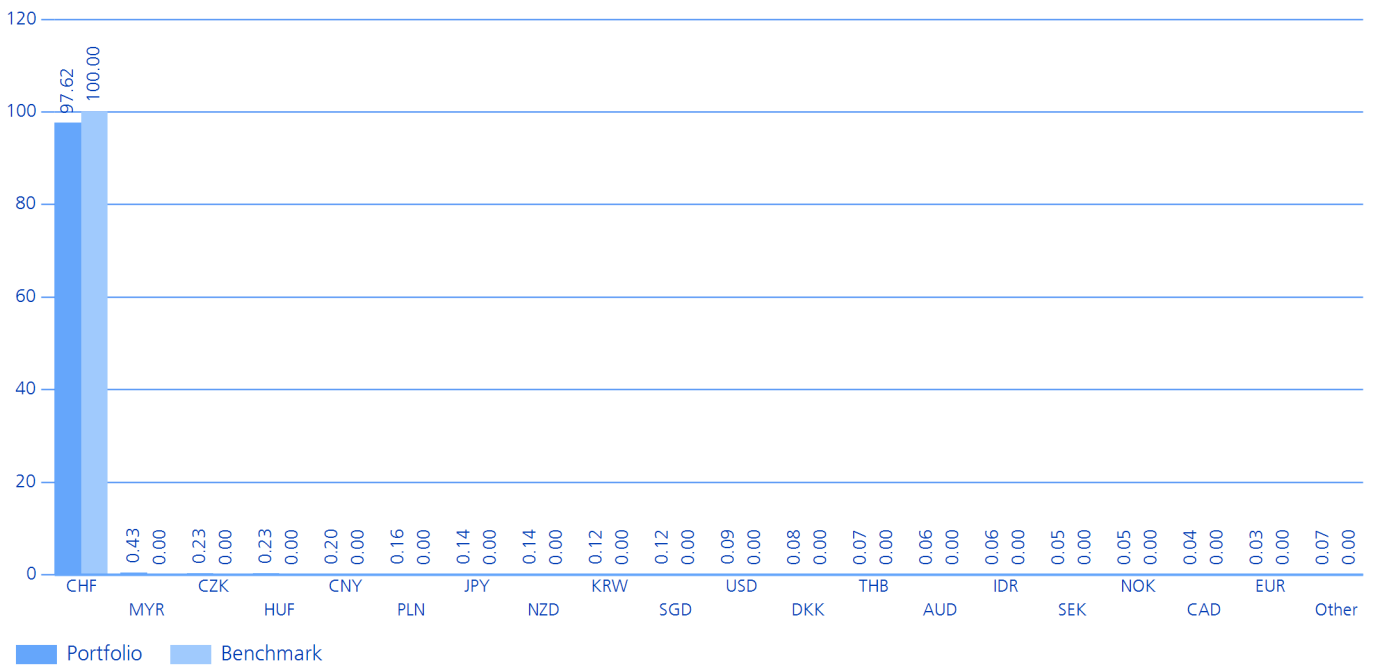
7.2.4 Modified Duration Exposure per Currency



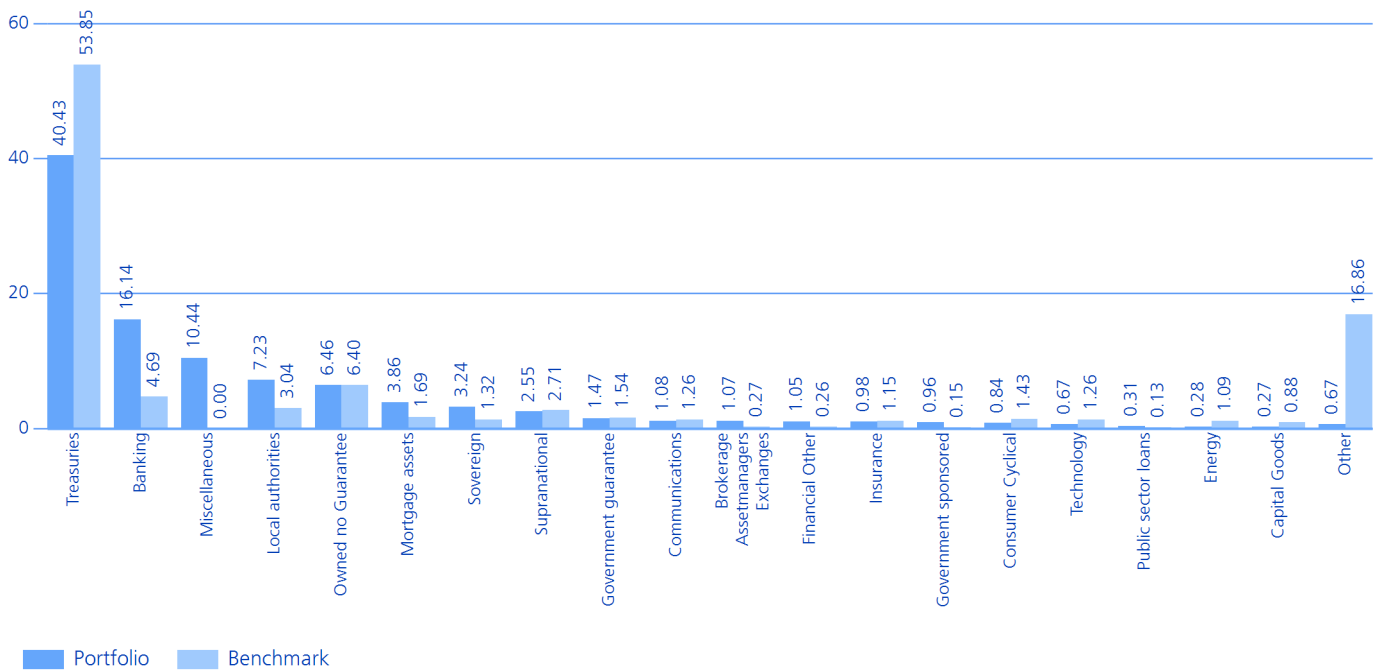
7.2.5 Currency Exposure (before Hedging) in %



7.2.6 Currency Exposure (after Hedging) in %

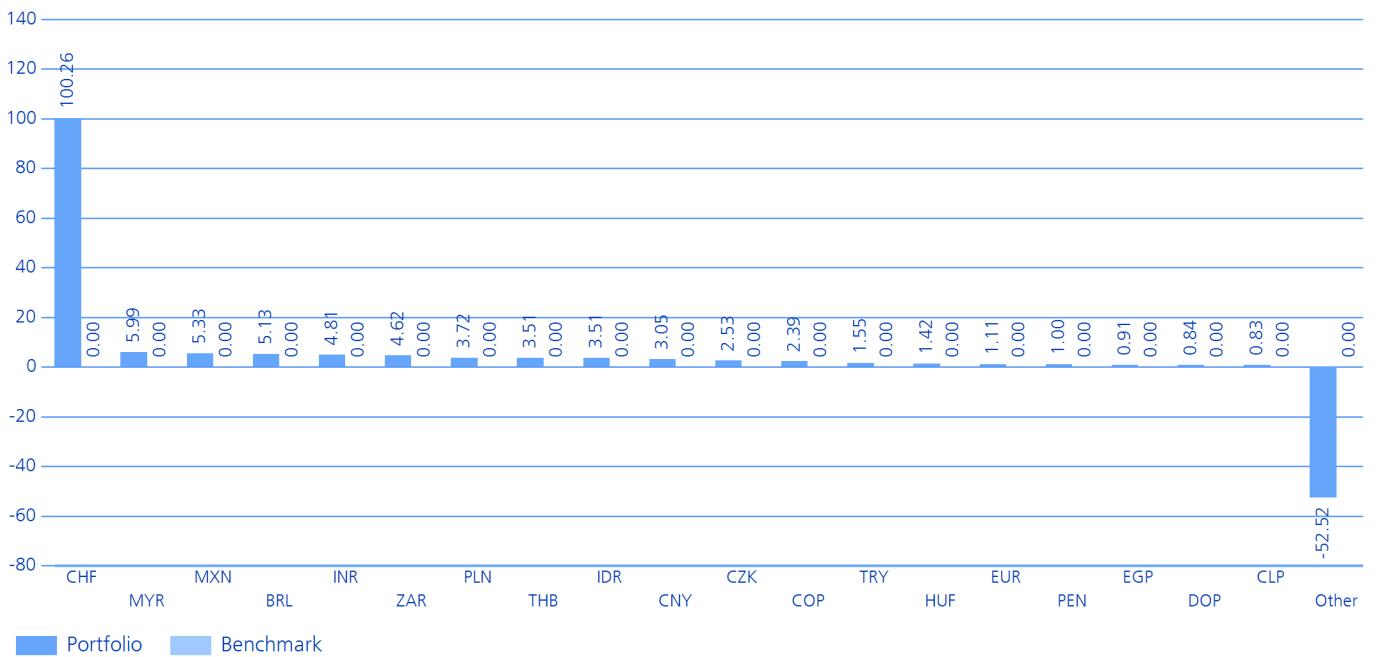


7.2.7 Barclays Asset Class Level 3 in %



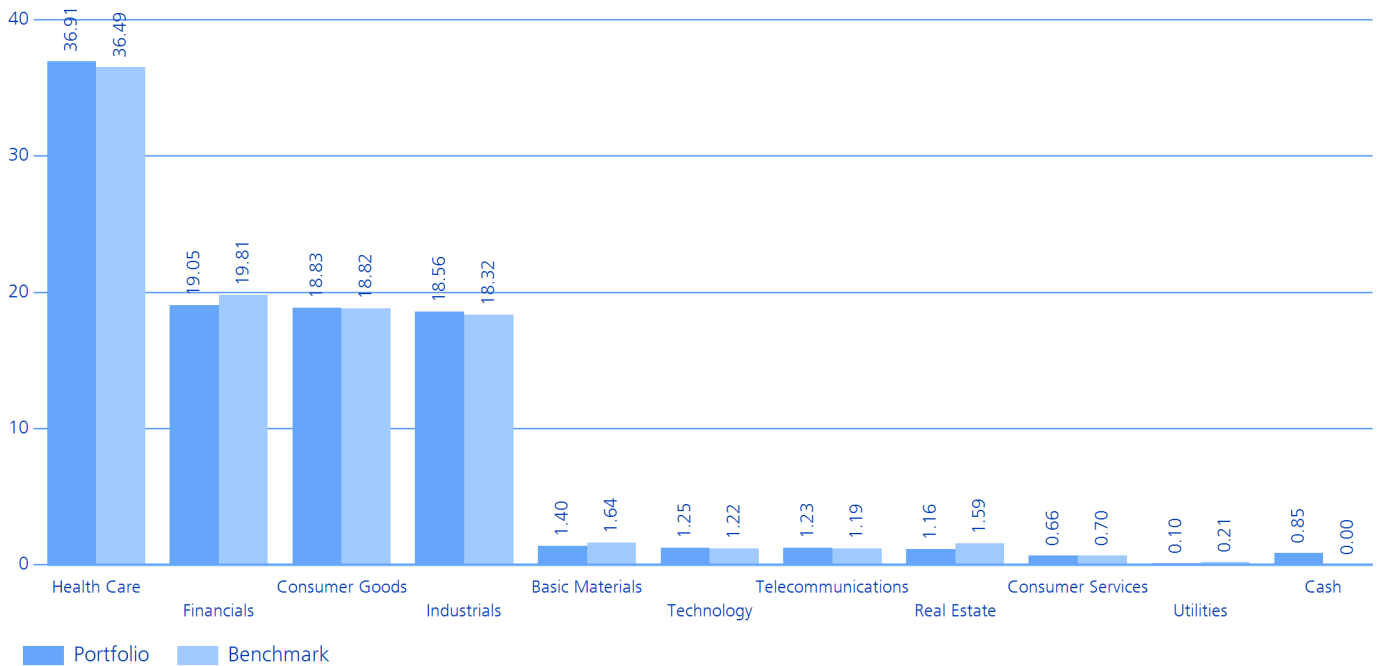
7.3 Fixed Income FW High Yield

7.3.1 Currency Exposure (after Hedging) in %

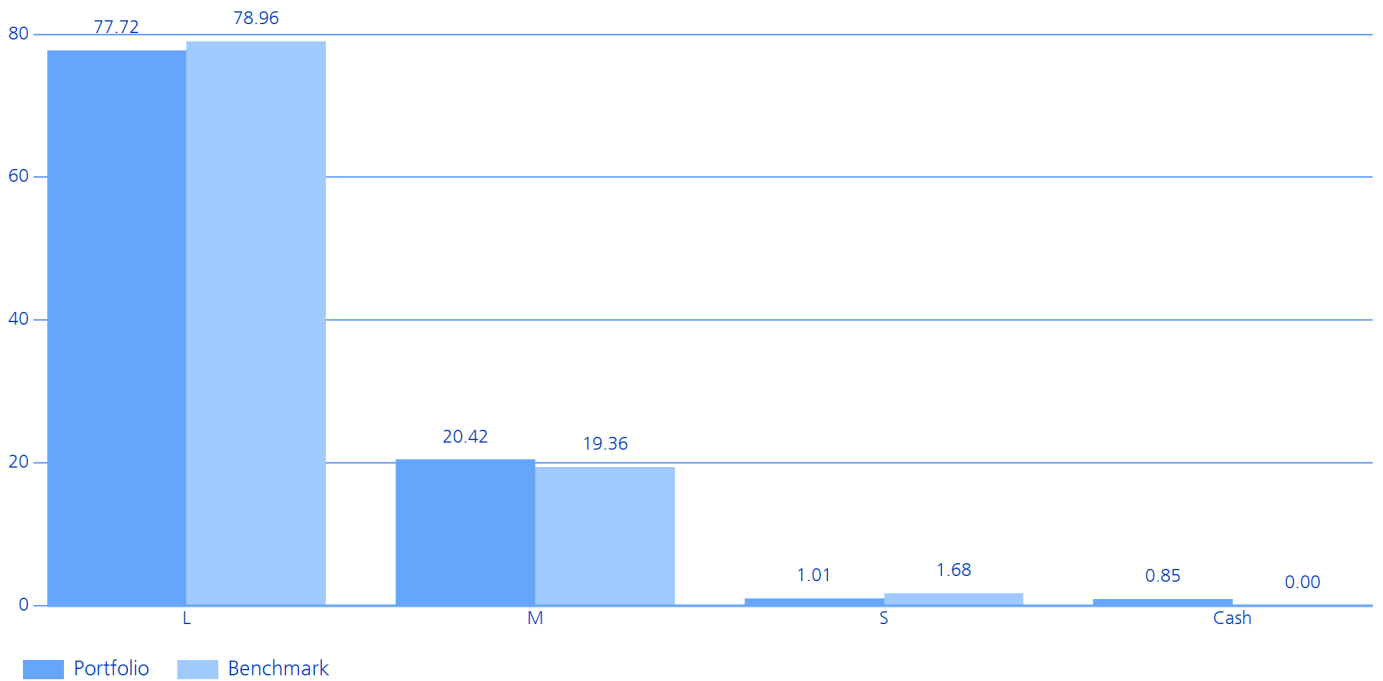


7.4 Equity Switzerland

7.4.1 ICB Industry in %

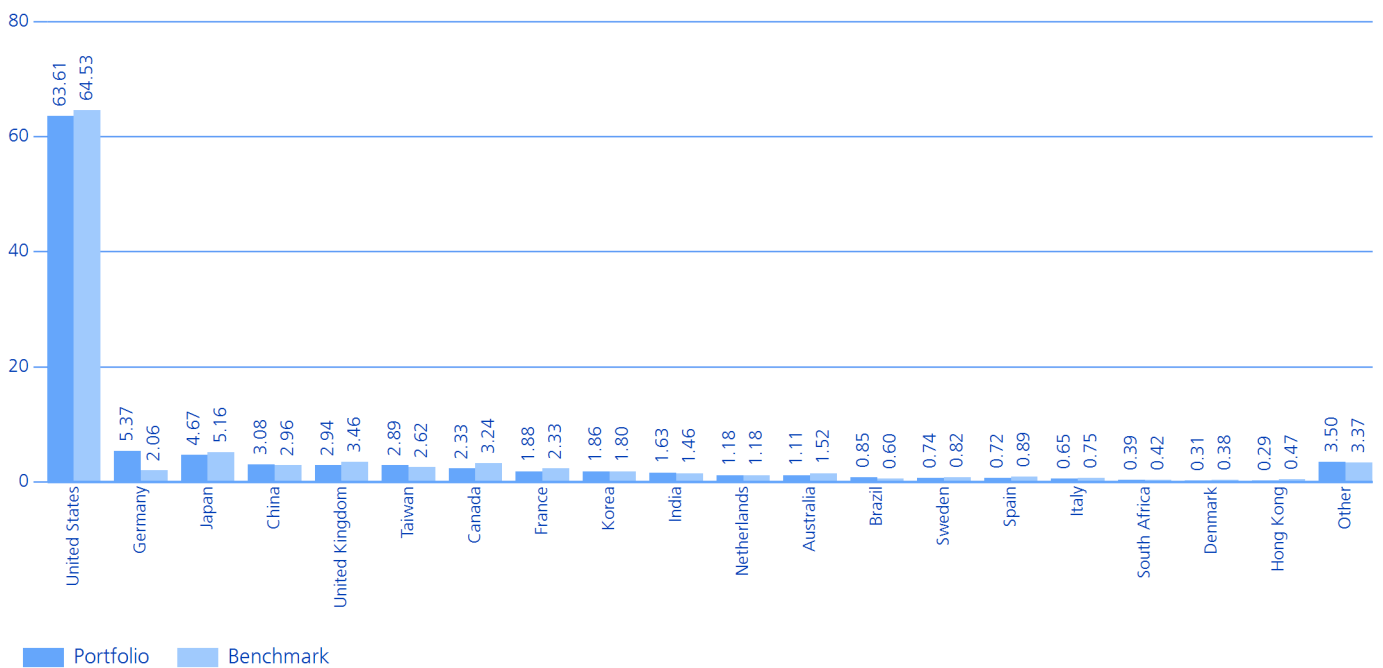


7.4.2 Capitalization in %

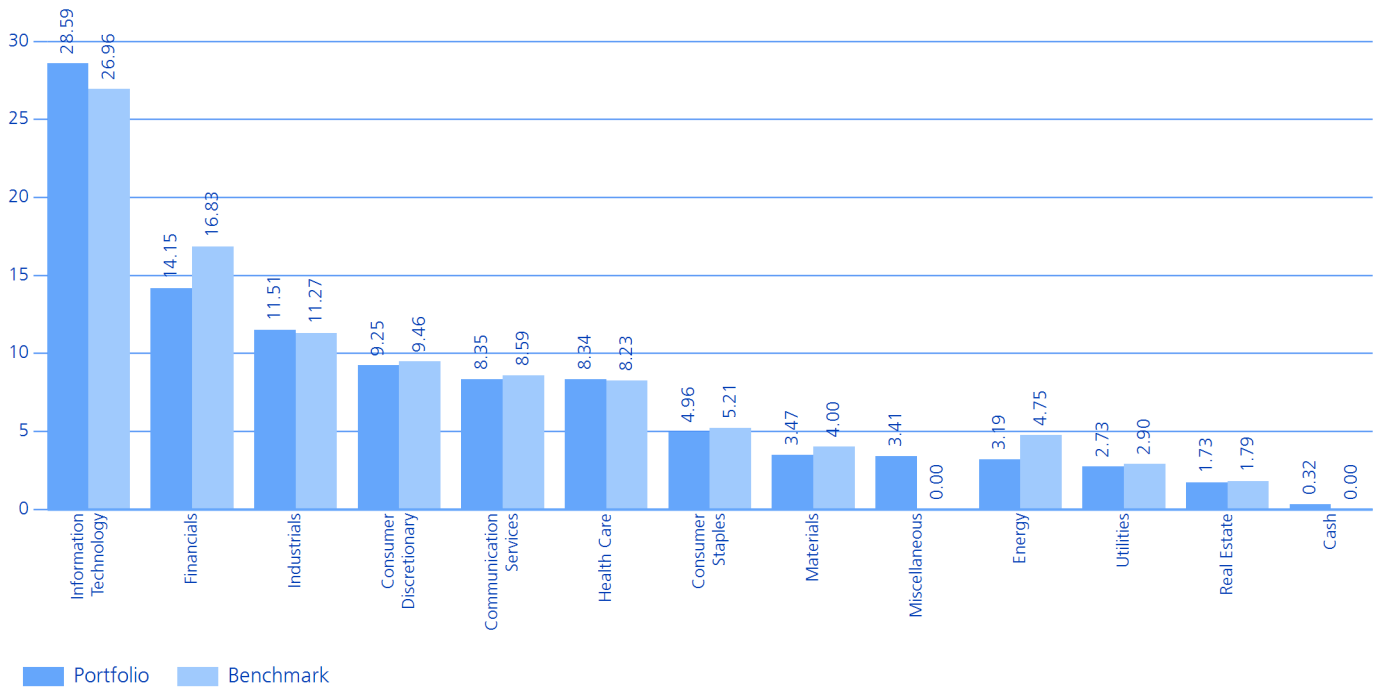


7.5 Equity World

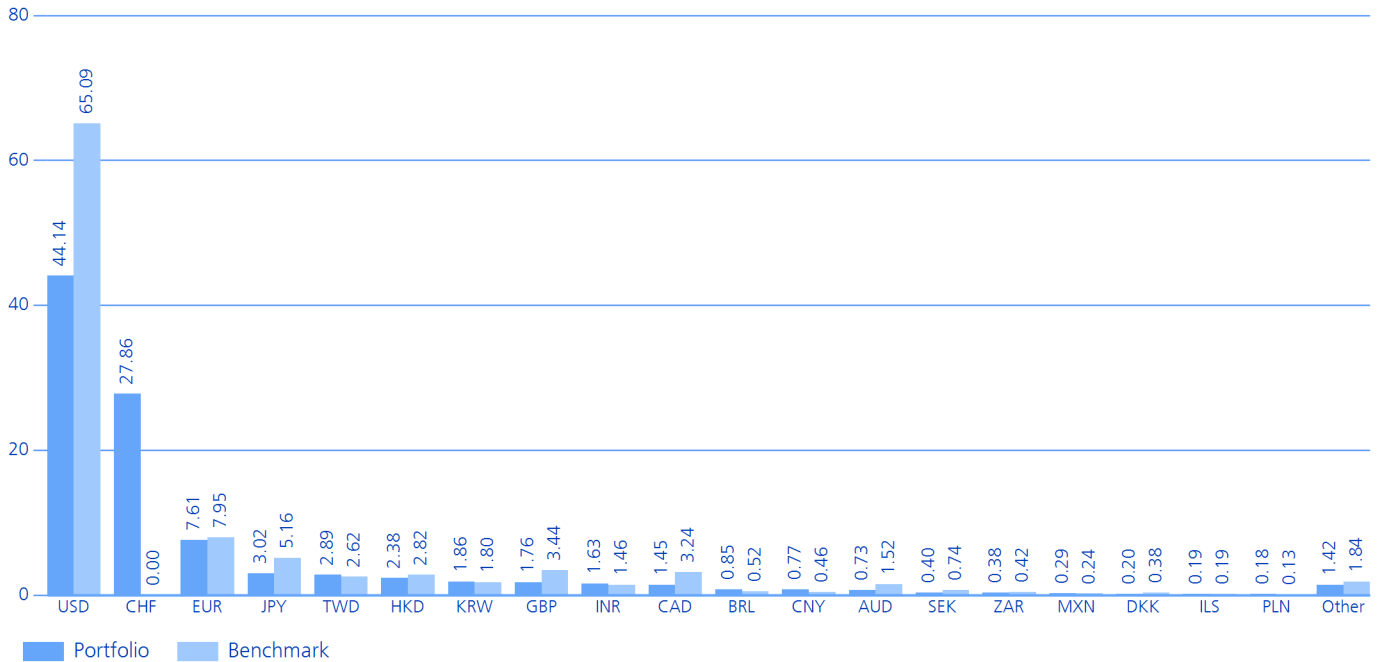
7.5.1 Country Breakdown (Country of risk) in %



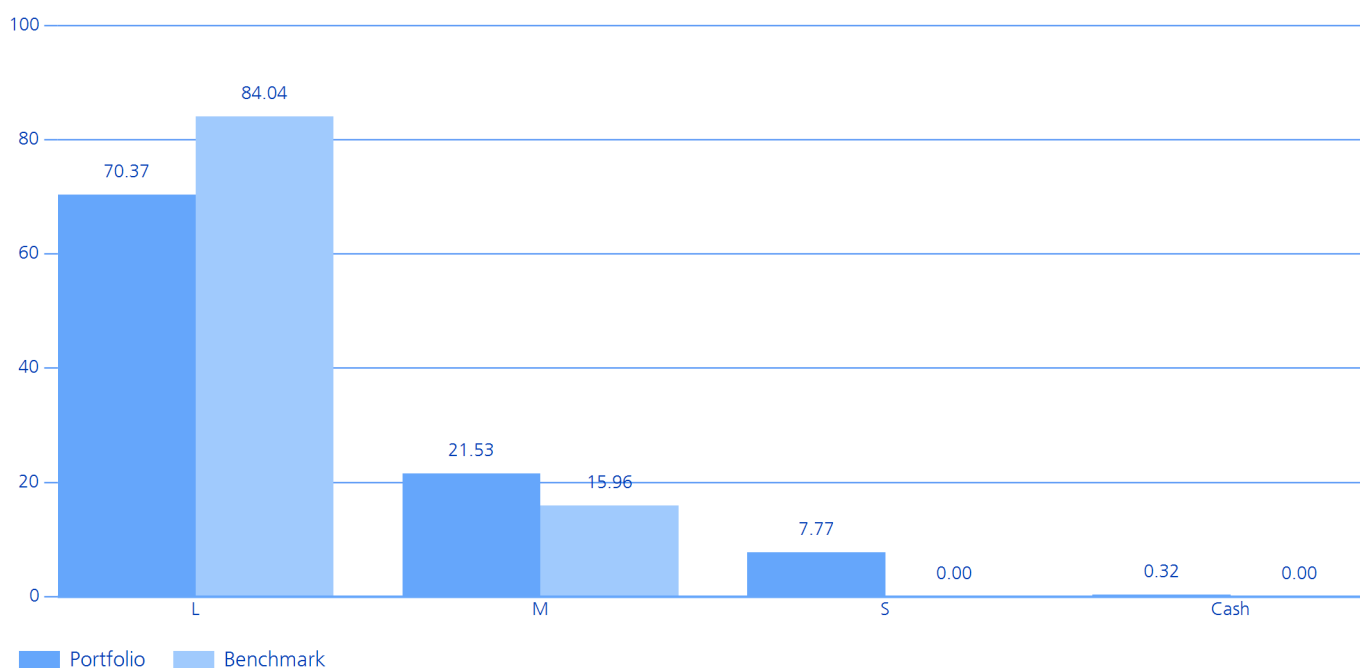
7.5.2 GICS Sector in %



7.5.3 Currency Breakdown in %



7.5.4 Capitalization in %



7.6 Indirect Swiss Real Estate AST

7.6.1 The 10 Holdings (Weight within Asset Class) in %

	Weight
Swisscanto AST Immobilien Responsible Schweiz NT CHF Klasse	39.61%
Ansprueche Ecoreal - Suisseselect	12.44%
Ansprueche Ecoreal - Suissecore Plus	12.40%
Patrimonium Anlagestiftung - Wohnimmobilien Schweiz Ansprueche	10.22%
Ansprueche Anlagestiftung Der Ubs Fuer Personalvorsorge - Ubs Ast Immobilien Schweiz	9.23%
Ansprueche Helvetia Anlagestiftung - Immobilien Romandie	4.41%
Asaa Gewerbeimmobilien Schweiz	3.67%
Ansprueche Swiss Prime Anlagestiftung - Anlagegruppe Spa Immobilien Schweiz	3.34%
REMNX Anlagestiftung - REMNEX AST Swiss Real Estate Commercial ECO	2.83%
Swiss Life Immobilien Schweiz ESG Ansprueche	1.86%

7.7 Indirect Real Estate CH SWIIT

7.7.1 The 10 Holdings (Weight within Asset Class) in %

	Weight
Swisscanto (CH) Real Estate Fund Responsible Swiss Commercia Anteile -FA CHF-	39.23%
UBS (CH) Property Fund - Swiss Mixed Sima Anteile	7.31%
UBS (CH) Property Fund - Swiss Residential Siat Anteile	5.16%
UBS (CH) Property Fund - Swiss Residential Anfos Anteile	4.51%
Helvetia (CH) Swiss Property Fund Units	3.51%
Schroder ImmoPLUS Units	3.09%
UBS (CH) Property Fund - Direct Mixed Urban Anteile	3.07%
Edmond de Rothschild Real Estate SICAV - Swiss Class A	3.06%
UBS (CH) Property Fund - Direct LivingPlus Anteile	2.97%
Good Buildings Swiss Real Estate Fund Anteile	2.90%

7.8 Indirect World Real Estate

7.8.1 The 10 Holdings (Weight within Asset Class) in %

	Weight
Swisscanto AST Avant Immobilien Responsible Ausland NT CHF Klasse	47.58%
Ansprueche Ubs Investment Foundation 3- Ubs Ast 3 Global Real Estate (Ex Ch)	37.39%
Anteile Quadoro Sustainable Real Estate Europe	15.03%

Legal notices

This report is for information purposes only and for the use of the recipient. This report should not be construed as an offer or a solicitation of an offer or a recommendation to sell or buy any securities or to carry out any other transaction. The information contained herein is obtained from sources that are considered reliable. Zürcher Kantonalbank does not warrant or guarantee that the information is correct and/or complete. Zürcher Kantonalbank highlights that all investments involve different degrees of risk. Before making any investment decision, investors should seek individual advice that takes their personal requirements into consideration and study the documentation (term sheets, sales prospectus) of the planned investments thoroughly. The fund contract, including its appendices, is the sole binding document and may be obtained free of charge from the fund management company or ZKB as its custodian. Potential investors should be aware that past performances do not guarantee future results. Zürcher Kantonalbank assumes no liability for any loss or damage of any kind arising from the use of the information contained herein. Zürcher Kantonalbank. Barra, Inc.'s analytics and data (www.barra.com) were used in the preparation of this report. Copyright 2011 BARRA, INC. All Rights Reserved.

The complete GIPS report can be obtained from ZKB Asset Management on request.

Index disclaimer by the data provider:

Each index is the intellectual property of its respective licensor, including registered trademarks. An index is not the sponsor, supporter, seller or advertiser of products based on it. The respective licensor assumes no liability for this. Further information can be found at zkb.ch/en/home/asset-management/indexdisclaimer.